


Page & Fremont Counties IA

Community Health Needs Assessment

Shenandoah Medical Center - Primary Service Area



February 2013

VV Research & Development INC.
Olathe, KS

Community Health Needs Assessment

Table of Contents

I Executive Summary

II Methodology

- a) CHNA Scope & Purpose
- b) Local Collaborating CHNA parties...the identity of any and all organizations with which the organization collaborated and third parties that engaged to assist with the CHNA.
- c) CHNA & Town Hall Research Process... a description of the process & methods used to conduct the CHNA, a description of how the organization considered the input of persons representing the community, and an explanation of the process/criteria used in prioritizing such needs.
- d) Community Profile (Demographics/Economics)... a description of the community served by the facility and how the community was determined. TABS 1-2

III Community Health Status

- a) Town Hall CHNA Findings: Areas of Strengths & Areas to Change and/or Improve.”
- b) County Health Area of Future Focus... a prioritized description of all of the community needs identified by the CHNA.
- c) Historical Health Statistics – TAB 3-10

IV Inventory of Existing County Health Resources

- a) Physician Manpower, Health Service Offerings, Detail Inventory of HC providers and Detail Listing local DOH.... a description of the existing health care facilities and other resources within the community available to meet the needs identified through the CHNA.

V Detail Exhibits

- a) Patient Origin & Access to Care
- b) Town Hall Attendees, Notes & Feedback... who those persons are (with qualifications)
- c) Public Notice & News
- d) Primary Research Detail

Shaded lines note IRS requirements

I. Executive Summary

[VVV Research & Development INC]

I. Executive Summary

The following report is the 2013 Community Health Needs Assessment for **Page & Fremont Counties IA, prepared on behalf of Shenandoah Medical Center.** Creating healthy communities requires a high level of mutual understanding and collaboration with community individuals and partner groups. The development of this assessment brings together community health leaders and providers along with local residents to research, prioritize county health needs and to document community health delivery successes. This health assessment will serve as the foundation for community health improvement efforts for next three years. The Patient Protection and Affordable Care Act (ACA) require non-profit hospitals to conduct a Community Health Needs Assessment (CHNA) every three years and adopt an implementation strategy to meet the needs identified by the CHNA.

The YR 2013 Community Health Needs Assessment (CHNA) brings together a variety of health status information. This assessment was coordinated and produced by VVW Research & Development INC. from Olathe, KS under the direction of Vince Vandehaar, MBA. Important CHNA benefits for the sponsoring local hospital and health department, as well as for the community, are as follows: 1) Increases knowledge of community health needs and resources, 2) Creates a common understanding of the priorities of the community's health needs, 3) Enhances relationships and mutual understanding between and among stakeholders, 4) Provides a basis upon which community stakeholders can make decisions about how they can contribute to improve the health of the community, 5) Provides rationale for current and potential funders to support efforts to improve the health of the community, 6) Creates opportunities for collaboration in delivery of services to the community and 7) Provides guidance to the hospital and local health department for how they can align their services and community benefit programs to best meet needs.

Town Hall Community Health "Strengths" Cited - Shenandoah Medical Center

- Life Flight helicopter services
- Nurses in Shenandoah schools
- New fitness/wellness facilities
- Cancer Care / Kidney Dialysis
- Excellent surgeons / OBGYN
- Fitness trail / Health Fair
- Veteran Health Care
- New hospital facilities in Clarinda
- Low poverty level in area

CHNA "Health Priorities" Cited – Shenandoah Medical Center PSA Page & Fremont Counties IA

Page / Fremont County, IA Town Hall Community Health Needs N=41, 156 votes				
#	TOPICS	Votes	%	Accum
1	Economic Development	18	11.5%	11.5%
2	Continue to build health Internet / telecommunications infrastructure	14	9.0%	20.5%
3	Psychiatrist services	12	7.7%	28.2%
4	Uninsured/underinsured	12	7.7%	35.9%
5	Obesity	11	7.1%	42.9%
6	Retain community doctors, nurses, paramedics	10	6.4%	49.4%
7	Child and Infant Immunization	9	5.8%	55.1%
8	Teen Pregnancy % to high	9	5.8%	60.9%
9	Safe Walking and Biking Path	6	3.8%	64.7%
10	Veteran Care Delivery	6	3.8%	68.6%
11	Drug (pharmacy) Assistance	5	3.2%	71.8%
12	Suicide prevention in School	5	3.2%	75.0%
13	HC Transportation	5	3.2%	78.2%
14	Domestic or Sexual Abuse	4	2.6%	80.8%
15	Communication (Ed) of existing services	4	2.6%	83.3%
16	Access to Healthy Food	4	2.6%	85.9%
17	Senior Care Facilities	4	2.6%	88.5%

Key Community Health Needs Assessment Conclusions (Secondary Research)

- HEALTH RANKINGS: According to 2012 County Health Rankings study profiling 99 Iowa Counties, Page County ranked 12th in Environmental Quality, while Fremont County ranked 82nd. In Health Outcomes, including Healthy Behaviors, Morbidity and Mortality, Page County ranked 86th and Fremont County ranked 27th.
- TAB 1: Page County's percentage of children in single-parent households is higher than the state average, with which Fremont is on par. Both Page and Fremont County had slightly higher home ownership rates than the State norm.
- TAB 2: Unemployment in Page and Fremont (6.6% and 6.3%, respectively) are slightly higher than the state norm of 6.1% while the 2010 Per capita income in both counties was higher than the Critical Access Hospital Norm.
- TAB 3: Immunizations by 24 months rank lower than state averages in both counties, while Fremont's Immunization rate for adolescents (33%) exceeds the state norm of 23% while Page only shows a 20% rate.
- TAB 4: Both counties show a high rate of women who smoke during pregnancy and a lower rate of women who initiate breastfeeding as compared to state norms.

- TAB 5: Preventable hospital stays in both counties are higher than state norms while their injury hospital rate falls far below it.
- TAB 6: Major Depressive Disorder, Posttraumatic Stress Disorder, Psychotic Disorder, Mental Health and General Assistance have shown a three-year increase in services.
- TAB 7: For all risk indicators (including adult smoking and obesity, excessive drinking, inadequate social support, physical inactivity, and poor mental and physical, both counties show higher percentages than CAH Norm.
- TAB 8: Local Charity Care (Bad debt – no pay) has steadily increased from \$1,669,604 on 2009 to \$2,234,717 in 2011.
- TAB 9: Heart disease is the major cause of death in Page and Fremont County.
- TAB 10: Mammography screening is fairly low in Fremont (56%) compared to CAH norm of 63% and Page County's rate of 74%, however Diabetic screening in Fremont County is occurring 82% on par to the CAH norm and slightly lower than Page at 84%.

II. Methodology

[VVV Research & Development INC]

II. Methodology

a. CHNA Scope and Purpose

The new federal Patient Protection and Affordable Care Act requires that each registered 501(c)3 hospital conduct a Community Health Needs Assessment (CHNA) at least once every three years and adopt a strategy to meet community health needs. Any hospital who has filed a 990 is required to conduct a CHNA. IRS Notice 2011-52 was released in late fall of 2011 to give notice and request comments.

JOB #1: Meet/Report IRS 990 Required Documentation

1. a description of the community served by the facility and how the community was determined;
2. a description of the process and methods used to conduct the CHNA;
3. the identity of any and all organizations with which the organization collaborated and third parties that it engaged to assist with the CHNA;
4. a description of how the organization considered the input of persons representing the community (*e.g., through meetings, focus groups, interviews, etc.*), who those persons are, and their qualifications;
5. a prioritized description of all of the community needs identified by the CHNA and an explanation of the process and criteria used in prioritizing such needs; and
6. a description of the existing health care facilities and other resources within the community available to meet the needs identified through the CHNA.

Section 501(r) provides that a CHNA must take into account input from persons who represent the broad interests of the community served by the hospital facility, including individuals with special knowledge of or expertise in public health. Under the Notice, the persons consulted must also include: Government agencies with current information relevant to the health needs of the community and representatives or members in the community that are medically underserved, low-income, minority populations, and populations with chronic disease needs. In addition, a hospital organization may seek input from other individuals and organizations located in or serving the hospital facility's defined community (*e.g., health care consumer advocates, academic experts, private businesses, health insurance and managed care organizations, etc.*).

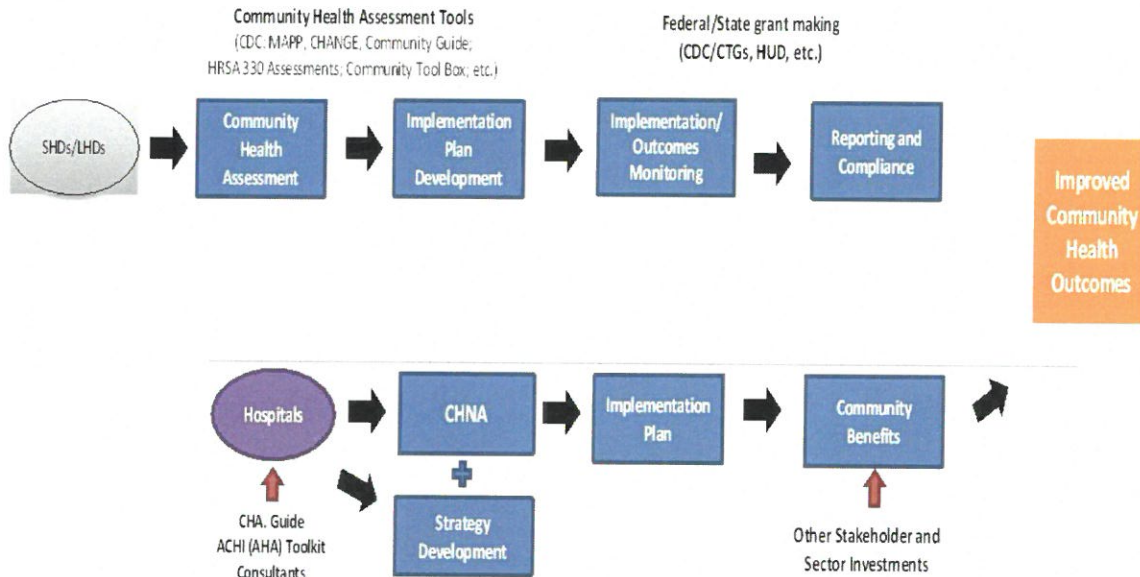
JOB #2: Making a CHNA Widely Available to the Public

The Notice provides that a CHNA will be considered to be "conducted" in the taxable year that the written report of the CHNA findings is made widely available to the public. The Notice also indicates that the IRS intends to pattern its rules for **making a CHNA "widely available to the public"** after the rules currently in effect for Form 990. Accordingly, an organization would make a **facility's written report** widely available by posting the final report on its website either in the form of (1) the report itself, in a readily accessible format, or (2) a link to another organization's website, along with instructions for accessing the report on that website. *The Notice clarifies that an organization must post the CHNA for each facility until the date on which its subsequent CHNA for that facility is posted.*

JOB #3: Adopt an Implementation Strategy by Hospital

Section 501(r) requires a hospital organization to adopt an implementation strategy to meet the needs identified through each CHNA. The Notice defines an "implementation strategy" as a written plan that addresses each of the needs identified in a CHNA by either (1) describing how the facility plans to meet the health need, or (2) identifying the health need as one that the facility does not intend to meet and explaining why the facility does not intend to meet it. A hospital organization may develop an implementation strategy in collaboration with other organizations, which must be identified in the implementation strategy. As with the CHNA, a hospital organization that operates multiple hospital facilities must have a separate written implementation strategy for each of its facilities.

Great emphasis has been given to work hand-in-hand with leaders from both hospitals and the local county health department. A common approach has been adopted to create the CHNA, leading to aligned implementation plans and community reporting.



IRS Notice 2011-52 Overview

Applicability of CHNA Requirements to “Hospital Organizations”

The CHNA requirements apply to “**hospital organizations**,” which are defined in Section 501(r) to include (1) organizations that operate one or more state-licensed hospital facilities, and (2) any other organization that the Treasury Secretary determines is providing hospital care as its principal function or basis for exemption.

Under Section 501(r), a hospital organization is required to conduct a CHNA for each of its hospital facilities once every three taxable years. *The CHNA must take into account input from persons representing the community served by the hospital facility and must be made widely available to the public*. **The CHNA requirements are effective for taxable years beginning after March 23, 2012**. As a result, a hospital organization with a June 30 fiscal year end must conduct an initial CHNA for each of its hospital facilities by June 30, 2013, either during the fiscal year ending June 30, 2013 or during either of the two previous fiscal years.

Determining the Community Served

A CHNA must identify and assess the health needs of the **community served** by the hospital facility. Although the Notice suggests that geographic location should be the primary basis for defining the community served, it provides that the organization may also take into account the target populations served by the facility (e.g., children, women, or the aged) and/or the facility’s principal functions (e.g., specialty area or targeted disease). *A hospital organization, however, will not be permitted to define the community served in a way that would effectively circumvent the CHNA requirements (e.g., by excluding medically underserved populations, low-income persons, minority groups, or those with chronic disease needs).*

Persons Representing the Community Served

Section 501(r) provides that a CHNA must take into account input from **persons who represent the broad interests of the community** served by the hospital facility, including individuals with special knowledge of or expertise in public health. Under the Notice, the persons consulted must also include: (1) government agencies with current information relevant to the health needs of the community and (2) representatives or members of medically underserved, low-income, and minority populations, and populations with chronic disease needs, in the community. In addition, a hospital organization may seek input from other individuals and organizations located in or serving the hospital facility’s defined community (e.g., health care consumer advocates, academic experts, private businesses, health insurance and managed care organizations, etc.).

Required Documentation The Notice provides that a hospital organization will be required to separately document the CHNA for each of its hospital facilities in a **written report** that includes the following information: 1) a description of the community served by the facility and how the community was determined; 2) a description of the process and methods used to conduct the CHNA; 3) the identity of any and all organizations with which the organization collaborated and third parties that it engaged to assist with the CHNA; 4) a description of how the organization considered the input of persons representing the community (e.g., through meetings, focus groups, interviews, etc.), who those persons are, and their qualifications; 5) a prioritized description of all of the community needs identified by the CHNA and an explanation of the process and criteria used in prioritizing such needs; and 6) a description of the existing health care facilities and other resources within the community available to meet the needs identified through the CHNA.

Making a CHNA Widely Available to the Public

The Notice provides that a CHNA will be considered to be “**conducted**” in the taxable year that the written report of the CHNA findings is made **widely available to the public**. The Notice also indicates that the IRS intends to pattern its rules for making a CHNA “widely available to the public” after the rules currently in effect for Forms 990. *Accordingly, an organization would make a facility’s written report widely available by posting on its website either (1) the report itself, in a readily accessible format, or (2) a link to another organization’s website, along with instructions for accessing the report on that website. The Notice clarifies that an organization must post the CHNA for each facility until the date on which its subsequent CHNA for that facility is posted.*

How and When to Adopt an Implementation Strategy

Section 501(r) requires a hospital organization to adopt an implementation strategy to meet the needs identified through each CHNA. The Notice defines an “**implementation strategy**” as a written plan that addresses each of the needs identified in a CHNA by either (1) describing how the facility plans to meet the health need, or (2) identifying the health need as one that the facility does not intend to meet and explaining why the facility does not intend to meet it. A hospital organization may develop an implementation strategy in collaboration with other organizations, which must be identified in the implementation strategy. As with the CHNA, a hospital organization that operates multiple hospital facilities must have a separate written implementation strategy for each of its facilities.

Under the Notice, an implementation strategy is considered to be “**adopted**” on the date the strategy is approved by the organization’s board of directors or by a committee of the board or other parties legally authorized by the board to act on its behalf. Further, the formal adoption of the implementation strategy must occur by the end of the same taxable year in which the written report of the CHNA findings was made available to the public. For hospital organizations with a June 30 fiscal year end, that effectively means that the organization must complete and appropriately post its first CHNA no later than its fiscal year ending June 30, 2013, and formally adopt a related implementation strategy by the end of the same tax year. *This final requirement may come as a surprise to many charitable hospitals, considering Section 501(r) contains no deadline for the adoption of the implementation strategy.*

II. Methodology

b) CHNA & Town Hall Research Process

Working together to improve community health takes collaboration. Listed below is an in depth profile of the local hospitals & Health Department CHNA partners:

Shenandoah Medical Center

CEO: Karen Cole

300 Pershing Avenue Shenandoah, IA 51601

Phone: (712) 246-1230

Shenandoah Medical Center is a critical access hospital featuring primary, emergency, acute and skilled care as well as outpatient surgery. The continuum of care is enhanced by the SMC Wellness Center and Elm Heights, a long term care facility. The SMC campus is also home to a specialty clinic operated in partnership with the Nebraska Medical Center.

Our Vision: to be the Southwestern Iowa Regional Leader in enhancing health.

Our Mission: to make a difference by providing exceptional patient care.

Our Values: Integrity, Teamwork and Compassion.

Services and specialties offered at SMC include:

Ambulance	Nutritional Services
Aquatic Therapy	Obstetrics/Gynecology
Assisted living	Occupational Health
Bone Mineral Density	Personal Training
Cardiac Rehab	Physical Therapy
Chemo/Infusion Therapy Center	Primary Care
CT Scanner	Pulmonary Rehab
Diabetes Education	Radiation Oncology
Dialysis - Davita	Respiratory Care
Emergency	Skilled Nursing
Home Health and Hospice	Speech Therapy
Long term care	Surgery and Specialists
Mammography	Ultrasound
Massage Therapy	Visiting Specialist Clinics
Mental Health	Wellness Program
MRI	Women's Health Center
Nuclear Medicine	Wound Care

SMC Senior Leadership:

- Karen Cole - Chief Executive Officer
- Sandra Chesshire, - Chief Financial Officer
- Dennis DeWild - Administrator, Elm Heights
- Scott Garland - Nursing
- Keli Royal, - Human Resources
- John Eckmann - IT
- William Billings – Marketing & Business Development
- Linda Burns – Interim Clinic Operations

II. Methodology

b) CHNA & Town Hall Research Process

Page County Public Health

Public Health Administrator: Kimm Livengood

1208 W. Nishna Road, Suite B, Shenandoah, IA 51601

Phone Number: 712-246-2332 or 800-944-3446

Office Hours: Monday – Friday, 8:00am to 4:30pm



Mission: Promoting and Protecting the Health of Iowans

Public Health Goals: Strengthen the Public Health Infrastructure; Promote Healthy Behaviors; Prevent Injuries; Prepare for, respond to and recover from PH Emergencies; Protect Against Environmental Hazards; Prevent Epidemics and the Spread of Disease. Page County Public Health Priorities 2005: Cancer, especially lung, Obesity, Lack of Dental Care & Meth Abuse.

Services offered by Page County Public Health:

- ▶ Public Health Emergency Preparedness
- ▶ CodeRED Emergency Notification
- ▶ Oral Health Screenings
- ▶ Disease Surveillance and Investigation
- ▶ hawk-i Outreach
- ▶ Health Education
- ▶ Health Promotion visits
- ▶ Homemaker Services
- ▶ Iowa Cancer Consortium Community Assitant Program
- ▶ Immunizations
- ▶ Lead Poisoning Prevention and Testing
- ▶ Maternal Health Education
- ▶ Tobacco Use Prevention and Control
- ▶ Screenings and Assessments:
 - ▶ blood pressure checks
 - ▶ blood sugar
 - ▶ tuberculosis

II. Methodology

b) Collaborating CHNA Parties (continue)

Consultant Qualifications



VWV Research & Development, Inc.

Company Profile: 601 N. Mahaffie, Olathe, KS 66061-6431 (913) 302-7264

VINCE VANDEHAAR, MBA

Principal Consultant & Owner of VWV Research & Development, Inc.

VWV Research & Development, Inc. was incorporated on May 28th 2009. With over 30 years of business & faculty experience in helping both providers, payors, and financial service firms obtain their strategic planning, research & development needs, Vince brings in-depth health industry knowledge, research aptitude, planning expertise, and energy. VWV Research & Development services are organized, formal processes of listening to the voice of the customer. Vince started his consulting business in May of 2009, after working for Saint Luke's Health System (SLHS) of Kansas City for 16 years. Note: Saint Luke's Hospital of Kansas City, SLHS's largest hospital, won the Malcolm Baldrige National Quality Award in March of 2003. The Baldrige examiners cited Vince's department as "Best Practice" in the areas of customer satisfaction, market research, and evaluation efforts (Kansas City Star 3/10/04).

VWV Research & Development, INC. (Olathe, KS) consultants have in-depth experience helping hospitals work with local Health Departments to engage community residents & leaders to identify gaps between existing health community resources & needs, and construct detailed strategies to meet those needs - while still adhering to the hospital's mission and budget. Over the past 20 years, Vandehaar has completed 8 comprehensive Baldrige aligned Community Health Needs Assessments for Saint Luke's of Kansas City System facilities (3 campuses) and was contracted to conduct 2 additional independent Dept. of Health consulting projects (prior to IRS 990 regs). Currently in 2012, VWV has 12 CHNA IRS aligned assessments underway for Kansas hospitals & Health Departments.

Vince Vandehaar, MBA is actively involved in the Kansas City community. He is a member the Greater Kansas City Employee Benefits Association, the Society for Healthcare Strategy & Market Development, the American Marketing Association Kansas City Chapter, and Co-Chair of the AMA Kansas City Healthcare Special Interest Group. In addition to these roles, from 2000 to 2008, Vince served as the state chairman for MHA's Data Committee and was a member of KHA's Data Taskforce.

Collaborating Consultants

Amanda Burian - VWV Research & Development, Inc.
Lead Project Coordinator & Planning Analyst

II. Methodology

c) CHNA & Town Hall Research Process

This Community Health Needs Assessment process began in the early summer of 2012. At that time an inquiry by Shenandoah Medical Center (SMC) was communicated to VVV Research & Development to explore the possibility of conducting a comprehensive IRS aligned CHNA. On June 25th of 2012 a meeting was called (hosted by SMC) to learn SMC / Page Health Department CHNA needs and to review possible CHNA collaborative options. VVV Research & Development INC. from Olathe, KS was asked to facilitate this discussion with the following agenda: VVV Research CHNA experiences, review CHNA requirements (regulations), discuss CHNA steps/options to meet IRS requirements, and to determine next steps.

VVV CHNA Deliverables:

- Confirm Shenandoah Medical Center service area meets 75/25 rule.
- Uncover/Document Basic Secondary Research – Health of County. Organized by 10 TABS.
- Conduct Town Hall Meeting to discuss Secondary data and uncover/prioritize County Health Needs
- Conduct & report CHNA Primary Research (valid N) and
- Prepare & Publish IRS aligned CHNA report to meet requirements

NOTE: To ensure proper Town Hall representation, the following IHA patient origin (3 years) summary was collected. For SMC, both Page County and Fremont County (IA) service area will be studied to determine health needs to meet criteria.

SMHIP	2009	2010	2011	%	%
Discharges from ...	Dischg	Dischg	Dischg	Mix	Accum
Page	680	503	668	83.5%	
Fremont	81	82	86	10.8%	94.3%
Total SMC	823	661	800	100.0%	
SMHOP	2009	2010	2011	% MIX	%
Discharges from ...	Visits	Visits	Visits	OP	Accum
Page	4,534	4,325	4,649	75.0%	
Fremont	754	692	825	13.3%	88.3%
Total SMHOP Dischrg	5,786	5,529	6,197	100.0%	

Following is the specific Shenandoah Medical Center CHNA roles and responsibility calendar of events for this project:

VVV CHNA Shenandoah IA Work Plan			
Project Timeline & Roles 2012			
Step	Date (Start-Finish)	LEAD	Task
1	06/25/12	VVV / SMC)	SMC Board overview CHNA
2	06/25/12	VVV / SMC (3)	Hold Kickoff Conference call (2 Hlth Depts - Page CO & Fremont CO).
3	7/2/2012	VVV	Buy Household names - 2 counties PO boxes. Prepare Draft Paper/online CHNA survey. Send out online link Mon 1/9 for review.
4	Sent 7/2/12, Due by 7/24/12	VVV	Send out Secondary Research file to Page/Fremont Dept Health . Request IA data. Basic_CHNAInfo_SMC_Page_Fremont.xls
5	Sent 7/2/12, Due by 7/24/12	Tom lead VVV / SMC (3)	Gather/Enter IRS Required Town Hall Name/Address CHNA file CHNAREqInvite.xls. Ask all SMC CHNA leaders to contribute names to Tom.
6	Noon 7/5/12	VVV / SMC (3)	Prepare/send out PR story to local media announcing upcoming CHNA work (general story)
7	Due feedback by Noon 7/5/12	VVV / SMC (3)	Review and finalize CHNA Page/Fremont paper/online survey.
8	Due by 7/6/12. Send xls to VVV	SMC	Request/receive IHA patient origin data. Send copy of Hospital report (documentation patient draw PSA) 2010 IP/OP reports PO101E, PO202E, PO103zip, OP TOT223E.
9	CHNA Survey Out Monday 7/23/12 - Due back by Friday 8/24/12 CUTOFF	VVV	FIELD WORK CHNA survey out: Mail CHNA Primary Research (Paper survey with online link) to Page/Fremont PSA residents. Send 1200 - want 240 returns.
10	Tues 7/24 or Wed 7/25	VVV / SMC (3)	Conduct CHNA steering meeting @ SMC. Review Req Names Excel file and Secondary Research data (10 TABS) Review Secondary Health Info Data items both counties
11	August 17	VVV / SMC (5)	Prepare/send out PR story to local media announcing upcoming Town Halls on THURS 9/6
12	Wed 8/22/12 (2 weeks plus prior to meeting)	VVV / SMC (3)	Prepare/send out Community TOWN HALL invitees to REQUIRED local list (Each hospital will use your data file and use VVV letter on your letterhead).
13	Sept 6 2012	VVV / SMC (3)	TRIP CHNA Town Hall. Dinner 5:30-7pm Conduct Community Roundtables - Review Basic CHNA info RANK priorities.
16	On or before 12/31/12	VVV	Complete Analysis - Release Draft 1- seek feedback from County Leaders (Hospital & Health Dept.)
17	On or before Jan 1, 2013	VVV	Produce & Release final CHNA report. Post CHNA online.
18	After Jan 1, 2013	VVV / SMC	Hold Board Meetings discuss CHNA needs, adopt an implementation strategy and communicate YOUR plan.

To meet IRS aligned CHNA requirements, a *four-phase methodology* was reviewed and approved as follows:

Phase I – Discovery: Conduct a 30 minute conference call with each CHNA hospital client and County Health Department. Review and confirm CHNA calendar of events. Explain and coach client to complete required participant database. In addition, schedule and organize 2-3 two day work trips to SW Iowa to conduct primary research recorded in Phase II activities.

Phase II – QUALIFY Community Need:

A) Conduct in depth secondary research to uncover the following historical community health status. Use Iowa Hospital Association (IHA), Vital Statistics, Robert Woods Johnson County Health Rankings, etc. to document “current state” of county health organized as follows:

TAB 1. Demographic Profile
TAB 2. Economic/Business Profile
TAB 3. Educational Profile
TAB 4. Maternal and Infant Health Profile
TAB 5. Hospitalization / Providers Profile
TAB 6. Behavioral Health Profile
TAB 7. Risk Indicators & Factors
TAB 8. Uninsured Profile
TAB 9. Mortality Profile
TAB 10. Preventative Quality Measures

B) Conduct primary research (if so elected) to uncover public health needs, practices and perceptions for hospital primary service areas. Both mail/online surveys are recommended with a survey response of 250 household or more.

Phase III – QUANTIFY Community Need: Conduct 90 minute Town Hall meeting at each county location. Each meeting reviews the CHNA secondary data, facilitated group discussion, and conducted a group ranking activity to determine the most important community health needs.

Phase IV - Complete data analysis & create comprehensive Community Health Needs Assessment. Post CHNA report findings to meet IRS CHNA criteria.

After consideration of Page County & Fremont County CHNA stakeholders, the sponsoring hospital in collaboration with local Health Department chose the CHNA Basic plus option with the following project schedule:

Phase I: Discovery.....	June, 2012
Phase II: Secondary / Primary Research.....	July – August, 2012
Phase III: Town Hall Meeting.....	Sept 6th, 2012
Phase IV: Prepare / Release CHNA report.....	February, 2013

Detail CHNA research & development steps are as follows;

	Suggested Development Steps
Step # 1 Commitment	<i>Determine interest level of area healthcare leaders (Hospital, Health Dept, Schools, Churches, Physicians etc), hold community meeting.</i>
Step # 2 Planning	<i>Prepare brief Community Health Needs Assessment Plan - list goals, objectives, purpose, outcome, roles, community involvement, etc. Hold Community Kick-off meeting.</i>
Step # 3 Secondary Research	<i>Collect & Report Community Health Published Facts. Gather data health practice data from published secondary research sources i.e. census, county health records, behavioral risk factors surveillance, etc.</i>
Step # 4a Primary Research	<i>Conduct Community Roundtable (Qualitative Research). Review Secondary Research (Step3) with Community Stakeholders. Gather current opinions and identify health needs.</i>
Step # 4b Primary Research <Optional>	<i>Collect Community Opinions. (Quantitative Research). Gather current opinions (Valid sample size) regarding community health needs and healthcare practices. If appropriate, conduct Physician Manpower Assessment to determine FTE Physician need by specialty.</i>
Steps # 5 Reporting	<i>Prepare/Present comprehensive Community Health Needs Assessment report (to community leaders) with Recommended Actions to improve health . < Note: Formal report will follow IRS Notice 2011-52 regs ></i>
	VVV Research & Development INC 913 302-7264

Overview of Town Hall Community Priority Setting Process

Each community has a wealth of expertise to be tapped to conduct the CHNA. For this purpose, Town halls are the perfect forum to gather community insight. Town Hall sessions were organized to provide an objective consensus building method of reviewing and prioritizing county health issues. All Town Hall priority-setting and scoring processes involved the input of key stakeholders in attendance.

The individuals and organizations comprising the Town Halls were critically important to the success of the CHNA. The following list outlines partners invited to Town Hall: local hospital, public health community, mental health community, free clinics, community-based clinics, service providers, local residents, community leaders, opinion leaders, school leaders, business leaders, local government, faith-based organizations and persons (or organizations serving them), people with chronic conditions, uninsured community members, low income residents, and minority groups.

Page County's Town Hall was held over dinner on Thursday Sept 6th, 2012 at the Shenandoah Chamber & Industry, 100 S Maple St, Shenandoah IA. Vince Vandehaar MBA and Lyndsey Ogle facilitated this 1 ½ hour session with forty three (43) community attendees. (Note detail roster of Town Hall attendees is listed in Section V a.)

The following agenda was followed:

1. Welcome & Introductions
2. Purpose for the CHNA Town Hall and roles in the process
3. Presentation / Review of historical County Health Indicators (10 TABS)
4. Facilitate Town Hall discussion of data (probe health strengths / concerns). Reflect on size and seriousness of any health concerns sited and discuss current community health strengths.
5. Identify and rank top community health concerns. Encourage all Town Hall participants to vote (using 4 dots to cast votes) on priority issues.
6. Close meeting by reflecting on the health needs / community voting results.

(Note: At the end of each Town Hall session, VV encouraged all community members to continue to contribute ideas to both hospital and health department leaders.)

To review Town Hall discussion content, Section V has detail notes of session plus activity card content shared.

Community Health Needs Assessment Page & Fremont Counties IA Town Hall Meeting on behalf of Shenandoah Medical Center

Vince Vandehaar, MBA
VVV Marketing & Development INC.
Owner and Adjunct Marketing Professor

Olathe, Kansas 66061
vmlvandehaar@aol.com

www.vandehaarmarketing.com
913-302-7264

Community Health Needs Assessment (CHNA) Town Hall Discussion Agenda

- I. Opening / Introductions (10 mins)
- II. Review CHNA Purpose & Process (10 mins)
- III. Review Current County "Health Status" --
Secondary Data by 10 TAB Categories
Review Primary Research Results -- Page/Fremont results (35 mins)
- IV. Collect Community Health Perspectives Hold
Community Voting Activity: Determine MOST Important Health
areas. (30 mins)
- V. Close / Next Steps (5 mins)

VVV Marketing & Development INC.

I. Introduction:

Background and Experience



Vince Vandehaar MBA, VVV Marketing & Development INC
Principal Consultant, Olathe, KS 913 302-7264

- Professional Consulting Services: Strategic Planning, Marketing Management, Business Research & Development Focus: Strategy, Research, Deployment
- Over 25 years of experience with Tillinghast, BCBSKC, Saint Luke's

Adjunct Professor - Marketing / Health Admin.- 24 years +

- Webster University (1988 - present)
- Rockhurst University (2010 - present)

□ Lyndsey Ogle MA, Business Development Analyst

Town Hall Participation (You)

- ALL attendees welcome to share.
 - Parking Lot
- There are no right or wrong answers.
- Only one person speaks at a time.
- Please give truthful responses.
- Have a little fun along the way.

I. Introductions: a conversation with the community.

Community members and organizations invited to CHNA Town Hall

Consumers: Uninsured/underinsured people, Members of at-risk populations, Parents, caregivers and other consumers of health care in the community, and Consumer advocates.

Community leaders and groups: The hospital organization's board members, Local clergy and congregational leaders, Presidents or chairs of civic or service clubs - Chamber of Commerce, veterans' organizations, Lions, Rotary, etc., Representatives from businesses - owners/CEO's of large businesses (local or large corporations with local branches), Business people & merchants (e.g., who sell tobacco, alcohol, or other drugs), Representatives from organized labor, Political, appointed and elected officials., Foundations., United Way organizations. And other "community leaders."

Public and other organizations: Public health officials, Directors or staff of health and human service organizations, City/Community planners and development officials, Individuals with business and economic development experience, Welfare and social service agency staff, Housing advocates - administrators of housing programs: homeless shelters, low-income-family housing and senior housing, Education officials and staff - school superintendents, principals and teachers, Public safety officials, Staff from state and area agencies on aging, Law enforcement agencies - Chiefs of police, Local colleges and universities, Coalitions working on health or other issues.

Other providers: Physicians, Leaders in other not-for-profit health care organizations, such as hospitals, clinics, nursing homes and home-based and community-based services, Leaders from Catholic Charities and other faith-based service providers, Mental health providers, Oral health providers, Health insurers, Parish and congregational nursing programs, Other health professionals

II. Purpose: Why conduct Community Health Needs Assessment?

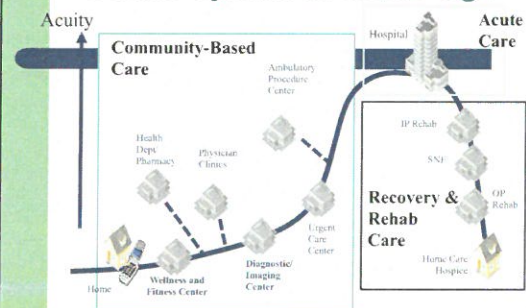
- To determine health-related trends and issues of the community.
- To understand/evaluate health delivery programs in place.
- To develop strategies to address unmet health needs.
- To meet Federal requirements – both local hospital & Health Department.

II. Review CHNA Definition

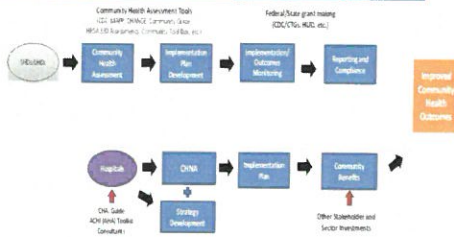
A Community Health Needs Assessment (CHNA) is a systematic collection, assembly, analysis, and dissemination of information about the health of the community. *<NOTE: Some the data has already been collected (published) by local, state and federal public health organizations. Some data will be collected today.>*

CHNA's role is to identify factors that affect the health of a population and determine the availability of resources to adequately address those factors.

Future System of CARE Sg2



Community Health Needs Assessment Joint Process: Hospital & Health Department



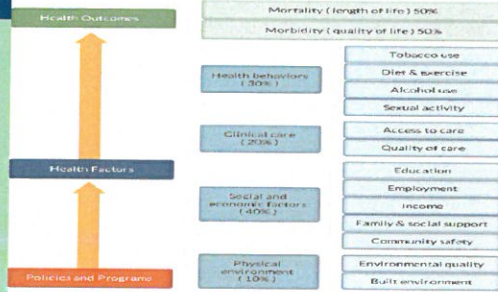
II. Required Written Report IRS 990 Documentation

- a description of the community served
- a description of the CHNA process
- the identity of any and all organizations & third parties which collaborated to assist with the CHNA;
- a description of how the organization considered the input of persons representing the community (e.g., through meetings, focus groups, interviews, etc.), who those persons are, and their qualifications;
- a prioritized description of all of the community needs identified by the CHNA and
- a description of the existing health care facilities and other resources within the community available to meet the needs identified through the CHNA.

III. Review Current County "Health Status" – Secondary Data by 10 TAB Categories plus IA State Rankings

TAB 1. Demographic Profile
TAB 2. Economic/Business Profile
TAB 3. Educational Profile
TAB 4. Maternal and Infant Health Profile
TAB 5. Hospitalization / Providers Profile
TAB 6. Behavioral Health Profile
TAB 7. Risk Indicators & Factors
TAB 8. Uninsured Profile
TAB 9. Mortality Profile
TAB 10. Preventative Quality Measures

County Health Rankings from The Robert Wood Johnson Foundation & University of WI Health Institute



IV. Collect Community Health Perspectives
Ask your opinion. Your thoughts?

- 1) Today: What are the *strengths* of our community that contribute to health
- 2) Today: Are there healthcare services in your community / neighborhood that you feel *need to be improved and / or changed*?
- 3) Tomorrow: What is occurring or might occur *that affects the health of our community*?

V. Have we forgotten anything ?

- | | |
|-------------------------------|-----------------------------------|
| ▲ Aging Services | Ⓜ Hospice |
| ▲ Chronic Pain Management | Ⓝ Hospital Services |
| ▲ Dental Care/Oral Health | ○ Maternal, Infant & Child Health |
| ▲ Developmental Disabilities | Ⓢ Nutrition |
| ▲ Domestic Violence, | Ⓢ Pharmacy Services |
| ▲ Early Detection & Screening | Ⓢ Primary Health Care |
| ▲ Environmental Health | Ⓢ Public Health |
| ▲ Exercise | Ⓢ School Health |
| ▲ Family Planning | Ⓢ Social Services |
| ▲ Food Safety | Ⓢ Specialty Medical Care Clinics |
| ▲ Health Care Coverage | Ⓢ Substance Abuse |
| ▲ Health Education | Ⓢ Transportation |
| ▲ Home Health | z. Other _____ |

Community Health Needs Assessment

**Questions
Next Steps ?**

VVV Research & Development INC.
vmlvandehaar@aol.com
913 302-7264

II Methodology
d) Community Profile (Demographic/Economics)
A description of community served

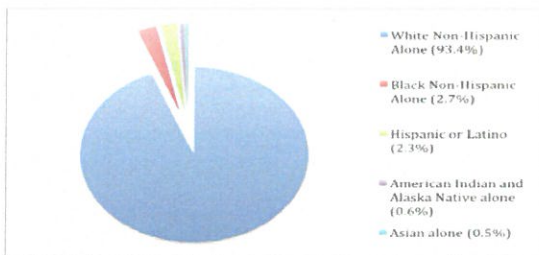
Page & Fremont County Community Profiles



Page County Demographics

The population of Page County was estimated to be 15,780 in 2011, and had a 0.3% change in population from 2010–2011.¹ The county covers 534.94 square miles and includes Glenn Miller Birthplace, 20 Block Lighted Boulevard, Clarinda Treatment Complex, Bricker Butterfly House & Botanical Center, Wabash Trace Nature Trail, Home & Garden Club Garden Tour, and Shenandoah Historical Museum.² The county has an overall population density of 29.8 persons per square mile, compared to the State average of 54.5 persons per square mile. The county is located in south-western Iowa and its economy is based on manufacturing (24.2%), educational, health and social services (23.7%), and retail trade (13.3%).³

Population by Race



The major highway transportation access to Page County is north-south U.S. Highway 71, Iowa Highway 2, U.S. Highway 59 and Iowa Highway 48.

Homeownership in Page County (74.0%) is just slightly better than the state average (73.2%). Median price of an owner-occupied home in Page County is \$ \$81,900 as compared to the state median value of \$119,200.

¹ <http://quickfacts.census.gov/qfd/states/19/19145.html>

² <http://co.page.ia.us/community.htm>

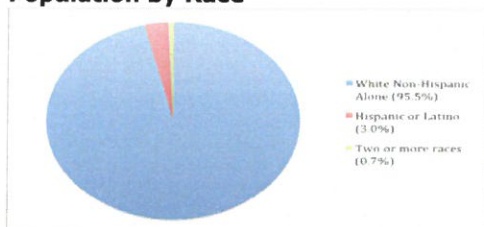
³ http://www.city-data.com/county/Page_County-IA.html#ixzz28Rk8i5Qj

Employment in Page County resulted in a median household income of \$ \$40,778 from 2006-2010 versus the state median household income of \$ 48,872.⁴ As of May 2011 the average unemployment rate in Page was 5.5% just slightly lower than the state rate of 5.8%.⁵

Fremont County Demographics

The population of Fremont County was estimated to be 7,655 in 2011, and had a -1.0% change in population from 2010–2011.⁶ The county covers 511.15 square miles and includes the Loess Hill Scenic Byway, Waubonsie State Park, Sidney Rodeo, and four independent school districts.⁷ The county has an overall population density of 14.6 persons per square mile, compared to the State average of 54.5 persons per square mile. The county is located in south-western Iowa and its economy is based on educational, health and social services (22.3%), manufacturing (18.1%), and retail trade (11.2%).⁸

Population by Race



Fremont County is located along the Interstate 29, US Highways 34 and 59, State Highway 2 and Missouri River corridors.

Homeownership in Fremont County (77.9%) is higher than the state average (73.2%). Median price of an owner-occupied home in Fremont County is \$92,800 as compared to the state median value of \$119,200.

Employment in Fremont County resulted in a median household income of \$ \$47,225 from 2006-2010 versus the state median household income of \$ 48,872.⁹ As of May 2011 the average unemployment rate in Fremont was 5.7% just slightly lower than the state rate of 5.8%.¹⁰

⁹ <http://www.bls.gov/ro7/qcewks.pdf>

¹⁰ <http://unemployment-rates-county.findthedata.org/I/87829/Harper-County-KS>

⁴ <http://www.bls.gov/ro7/qcewks.pdf>

⁵ <http://unemployment-rates-county.findthedata.org/I/87829/Harper-County-KS>

⁶ <http://quickfacts.census.gov/qfd/states/19/19145.html>

⁷ <http://www.fremontcountyia.com>

⁸ http://www.city-data.com/county/Fremont_County-IA.html#ixzz28RsHSYnk

Detail Demographic Zip Profile "Page County IA"									
ERSA			Population:			Households			Females
ZIP	NAME	County	Yr2011	Yr2016	Chg	Yr2011	Yr2016	POP65p	A20_35
51601	SHENANDOAH	PAGE	5775	5527	-4.3%	2556	2454	1319	601
51630	BLANCHARD	PAGE	172	165	-4.1%	77	76	33	15
51631	BRADDYVILLE	PAGE	308	265	-14.0%	140	122	59	25
51632	CLARINDA	PAGE	7264	7140	-1.7%	2614	2579	1329	589
51636	COIN	PAGE	451	449	-0.4%	194	195	87	40
51637	COLLEGE SPRINGS	PAGE	231	192	-16.9%	92	78	45	20
51638	ESSEX	PAGE	1318	1300	-1.4%	548	544	260	117
51647	NORTHBORO	PAGE	152	152	0.0%	65	66	28	13
51651	SHAMBAUGH	PAGE	87	86	-1.1%	40	40	15	6
51656	YORKTOWN	PAGE	22	20	-9.1%	8	7	1	2
TOTALS			15,780	15,296	-3.1%	6,334	6,161	3,176	1,428
Detail Demographic Zip Profile "Fremont County IA"									
ERSA			Population:			Households			Females
ZIP	NAME	County	Yr2011	Yr2016	Chg	Yr2011	Yr2016	POP65p	A20_35
51639	FARRAGUT	FREMONT	825	805	-2.4%	368	364	163	73
51640	HAMBURG	FREMONT	1860	1832	-1.5%	795	786	373	185
51645	IMOGENE	FREMONT	268	273	1.9%	108	111	51	21
51648	PERCIVAL	FREMONT	272	282	3.7%	117	123	46	27
51649	RANDOLPH	FREMONT	344	348	1.2%	143	146	68	26
51650	RIVERTON	FREMONT	372	361	-3.0%	147	145	74	33
51652	SIDNEY	FREMONT	1707	1545	-9.5%	677	613	345	162
51653	TABOR	FREMONT	1516	1553	2.4%	595	611	289	139
51654	THURMAN	FREMONT	491	505	2.9%	193	200	86	47
TOTALS			7,655	7,504	-2.0%	3,143	3,099	1,495	713

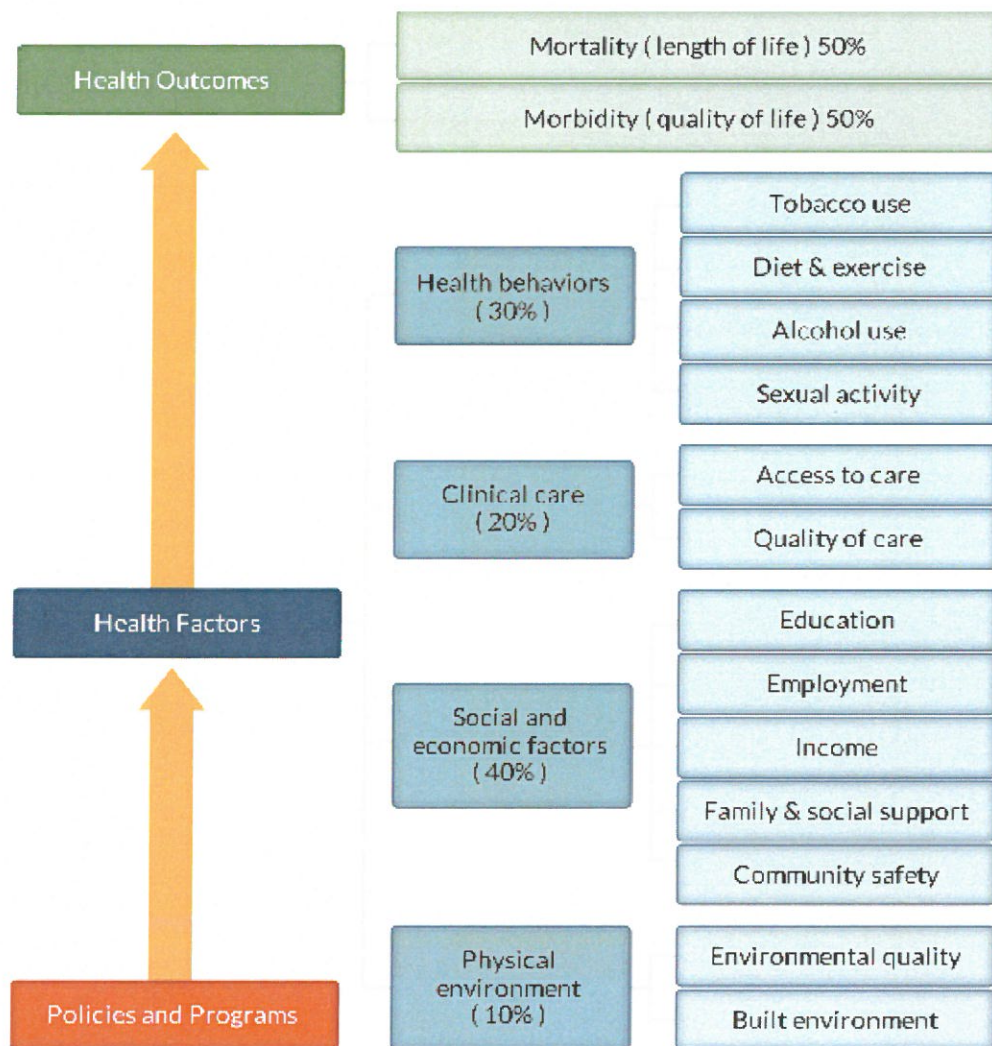
III. Community Health Status

[VVV Research & Development INC]

III. Community Health Status
a. Historical Health Statistics

Health Status Profile – Page County & Fremont County IA

This section of the CHNA reviews published quantitative community health indicators and results of our recent CHNA Town Hall. To produce this profile, VVV Research & Development staff analyzed data from multiple sources. This analysis focuses on a set of published health indicators organized by ten areas of focus (10 TABS), results from the 2012 County Health Rankings and conversations from Town Hall primary research. (Note: The Robert Wood Johnson Foundation collaborates with the University of Wisconsin Population Health Institute to release annual *County Health Rankings*. As seen below in model, these rankings are based on a number of health factors.)



County Health Rankings model ©2012 UWPHI

2012 State Health Rankings for Page & Fremont (Iowa)

#	IA Rank of 99 counties	Definitions	Page County	Trend	Fremont County	Trend	CAH 13
1	Physical Environment	Environmental quality	12		82		58
2	Health Factors		75		85		49
2a	Clinical Care	Access to care / Quality of Care	55		97		63
2b	Social & Economic Factors	Education, Employment, Income, Family/ Social support, Community Safety	79		61		44
3	Health Outcomes		86		27		47
3a	Health Behaviors	Tobacco Use, Diet/Exercise, Alcohol Use, Sexual Activity	71		72		49
3b	Morbidity	Quality of life	84		52		47
3c	Mortality	Length of life	79		19		43
http://www.countyhealthrankings.org							

Secondary Research

When considering the state of community health, it's important to review published health data by topic area. Below is a summary of key TABS of information collected:

Tab 1 Demographic Profile.

#	Population History Vital Statistics	YR 2006	YR 2007	YR 2008	YR 2009	YR 2010	% Change 2006-10
1	Page County Population	16046	15896	15664	15,260	15932	-0.7%
2	Fremont County Population	7565	7553	7446	7,445	7441	-1.6%
Source: ISU Regional Economics & Community Analysis Program (2006-2009) http://www.city-data.com/							
#	People QuickFacts	Page	Trend	Fremont	Trend	Iowa	CAH 13
1	Population, 2011 estimate	15,987		7,367		3,062,309	
2	Population, 2010	15,932		7,441		3,046,355	
3	Persons under 5 years, percent, 2011	5.7%		6.2%		6.5%	
4	Persons under 18 years, percent, 2011	22.0%		22.6%		23.7%	
5	Persons 65 years and over, percent, 2011	20.1%		19.6%		14.9%	19.8%
6	Persons per square mile, 2010	29.8		14.6		54.5	10.3
7	Living in same house 1 year & over-2010	80.0%		88.7%		83.8%	84.7%
8	Foreign born persons, percent-2010	2.0%		1.1%		4.1%	1.5%

Tab 1 Demographic Profile. (Con't)

#	People QuickFacts	Page	Trend	Fremont	Trend	State of IA	CAH 13
1	Homeownership rate, 2006-2010	74.0%		77.9%		73.2%	73.9%
2	Housing units in multi-unit structures, percent, 2006-2010	13.3%		5.5%		18.6%	7.7%
#	People QuickFacts	Page	Trend	Fremont	Trend	Iowa	CAH 13
1	Households, 2006-2010	6,396		3,119		1,215,954	
2	Persons per household, 2006-2010	2.2		2.4		2.4	2.2
countyhealthrankings.org		Page	Trend	Fremont	Trend	State of IA	CAH 13
1	Children in single-parent households	32%		27%		27%	23%

Tab 2 Economic Profiles.

#	Business QuickFacts	Page	Trend	Fremont	Trend	Iowa	CAH 13
1	Private nonfarm establishments, 2009	411		192		80,971	230
2	Private nonfarm employment, 2009	5,636		2,183		1,283,769	2042
3	Private nonfarm employment, % change 2000-09	-17.4%		42.9%		1.5%	5.7%
4	Nonemployer establishments, 2009	967		523		195,410	533
5	Total number of firms, 2007	1,305		588		259,931	852
6	Building permits, 2010	43		11		7,526	NA
#	http://www.countyhealthrankings.org	Page	Trend	Fremont	Trend	Iowa	CAH 13
1	Children in poverty	22.0%		17.0%		16.0%	18.0%
2	Fast food restaurants	39.0%		31.0%		44.0%	41.3%
3	Unemployment	6.6%		6.3%		6.1%	4.9%
#	People QuickFacts	Page	Trend	Fremont	Trend	Iowa	CAH 13
3	Per capita income past 12 months (2010)	\$21,204		\$23,612		\$25,335	\$20,959
4	Median household income 2006-2010	\$40,778		\$47,225		\$48,872	\$41,516
3	Median value of owner-occupied housing units, 2006-2010	\$81,900		\$92,800		\$119,200	\$70,955

Tab 3 Public Schools Health Delivery Profile. Currently school districts are providing on site primary health screenings and basic care.

#	Indicators- Local Schools	Shenandoah	Essex	Clarinda	South Page
1	Total # Public School Nurses	2	1	1	0.5
2	School Nurse is part of the IEP team	*	*	yes	*
3	School Wellness Plan in place (Active)	yes	yes	yes	yes
4	VISION: # Screened / Referred to Prof / Seen by Professional				
5	HEARING: # Screened / Referred to Prof / Seen by Professional	435 / - / 26	93 / - / 0	808 / - / 21	69 / - / 8
6	ORAL HEALTH: # Screened / Referred to Prof / Seen by Professional				
7	SCOLIOSIS: # Screened / Referred to Prof / Seen by Professional	- / 5 / -			
8	# of Students served with no identified chronic health concerns	30-50 kids per day	215		
9	School has a suicide prevention program	no	no	no	no
10	Compliance on required vaccinations (%)	88.0%	100.0%	100.0%	99.0%

#	Indicators	Page	Trend	Fremont	Trend	Iowa
10	2011 County Adolescent Immunization Assessment 13 - 15 Year Old Adolescents	20%		33%		23.0%
11	2011 County Immunization Assessment 2 Year Old Children - By 24 Months of Age	58%		46%		64.0%

TAB 4 Maternal and Infant Health Profile. Tracking maternal & infant care patterns are vital in understanding the foundation of family health.

#	Indicators	Page	Trend	Fremont	Trend	Iowa	CAH 13
1	Total Live Births, 2006	177		81		40,592	
2	Total Live Births, 2007	177		108		40,835	
3	Total Live Births, 2008	170		86		40,221	
4	Total Live Births, 2009	200		95		39,662	
5	Total Live Births, 2010	156		82		38,514	
	Births Occurring to Teens	18		10		3137	
	Number of Births Occuring to Unmarried Women	71		27		13,418	
	Low Weight Births (under 2,500 grams / 5 lb. 8 oz)	13		7		2,536	
#	Indicators	Page	Trend	Fremont	Trend	Iowa	CAH 13
1	Births with Prenatal Care in First 3 Months	95.0%		94.0%		94.0%	
2	Percentage of Mothers Who Initiate Breastfeeding	54.0%		62.0%		76.0%	73.7%
3	Percentage of Mothers who Smoke Any Time During Pregnancy	18.0%		19.0%		14.0%	18.7%
4	Percent of Births with Low Birth Weight (%)	8.3%		8.5%		6.6%	8.0%
5	Percent of Births Occurring to Unmarried Women	45.5%		32.9%		34.8%	30.1%
6	Children Receiving WIC (Percent) – 2010	36.80%		17.70%		28.20%	

TAB 5 Hospitalization/Provider Profile Understanding provider access and disease patterns are fundamental in healthcare delivery. Listed below are several vital county statistics.

#	IA Hospital Assoc PO - IP	Shenandoah Medical Center			
		FFY2009	FFY2010	FFY2011	Trend
1	Total Discharges	823	632	800	
2	Total IP Discharges-Age 0-17	150	120	132	
3	Total IP Discharges-Age 18-44	238	166	201	
4	Total IP Discharges-Age 45-64	99	76	103	
5	Total IP Discharges-Age 65-74	77	77	105	
6	Total IP Discharges-Age 75+	259	193	259	

#	IA Hospital Assoc PO - IP	Page County (Total)			
		FFY2009	FFY2010	FFY2011	Trend
1	Total Discharges	1536	1217	1413	
2	Total IP Discharges-Age 0-17	167	125	152	
3	Total IP Discharges-Age 18-44	294	192	249	
4	Total IP Discharges-Age 45-64	256	213	225	
5	Total IP Discharges-Age 65-74	227	179	218	
6	Total IP Discharges-Age 75+	592	508	569	

#	IA Hospital Assoc PO - IP	Fremont County (Total)			
		FFY2009	FFY2010	FFY2011	Trend
1	Total Discharges	625	563	584	
2	Total IP Discharges-Age 0-17	50	44	28	
3	Total IP Discharges-Age 18-44	97	78	81	
4	Total IP Discharges-Age 45-64	124	112	98	
5	Total IP Discharges-Age 65-74	98	89	132	
6	Total IP Discharges-Age 75+	256	240	245	

#	IA Health Categories	Page	Trend	Fremont	Trend	Iowa	CAH 13
1	Injury Hospital Admission Rate (per 10,000)	51.8		44.9		87.6	94.1
2	Heart Disease Hospital Admission Rate (per 10,000 Pop)	66.8		108.9		117.6	
3	Congestive Heart Failure Hospital Admission Rate (per 10,000 Pop)	25.6		58.5		27.9	29.2
5	Bacterial Pneumonia Hospital Admission Rate (per 1,000)	4.6		NA		6.9	6.9
	http://www.countyhealthrankings.org	Page	Trend	Fremont	Trend	Iowa	CAH 13
1	Primary Care Providers (PCP Ratio)	1035		3711		984	1397
2	Preventable hospital stays (Ambulatory Care Sensitive Conditions)	76		105		63	112

TAB 6 Social & Rehab Services Profile. Behavioral health and rehabilitation care provide another important indicator of community health status. Below is a summary of the previous 3 years assistance:

Division of Comprehensive Psychiatric Services - Clinical Data				
Page County Data	FY2010	FY2011	FY2012	Trend
Adjustment Disorder	9	20	26	
Bipolar Disorder	9	13	18	
Dysthymic Disorder	4	8	9	
Major Depressive Disorder	31	42	57	
Mood Disorder	1	2	4	
Other	19	8	4	
Posttraumatic Stress Disorder	5	12	23	
Psychotic Disorder	11	2	15	
Schizoaffective Disorder	5	5	8	
Schizophreni	17	11	20	
Unknown	10	0	2	
Substance Abuse (admissions/successful	408	299	150	
Substance Abuse (did not engage in services)	214	157	90	
Mental Health	121	123	186	
Brain Injury	1	5	5	
Intellectual Disability	60	63	65	
Food Pantry 2012 (Clarinda only) Methodist Church support	413	378	395	
General Assistance	82	96	115	
Energy Assistance (Federal funds)	762	1328	590	

Services funded through Page County unless noted.

TAB 7 Health Risk Profiles. Knowing community health risk factors and disease patterns can aid in the understanding "next steps" to improve health. Being overweight/obese; smoking, drinking in excess, not exercising etc can lead to poor health.

	http://www.countyhealthrankings.org	Page	Trend	Fremont	Trend	IA Norm	CAH 13
1	Adult obesity	32%		32%		29%	32%
2	Adult smoking	20%		20%		19%	18%
3	Excessive drinking	17%		16%		20%	12%
4	Inadequate social support	19%		19%		12%	16%
5	Physical inactivity	30%		32%		25%	28%
6	Poor mental health days	2.9		2.9		2.7	2.7
7	Poor physical health days	3.6		3.8		2.8	2.9
#	IA Health Categories	Page	Trend	Fremont	Trend	IA Norm	CAH 13
1	Percent of housing units with a high risk of lead hazards	7%		6%		4%	NA

TAB 8 Uninsured Profiles. Based on state estimations, the number of insured is documented below. Also, the amount of charity care (last 3 years of free care) from area providers is trended below.

#	Percentages of Uninsured Population (2007)	Page	Trend	Fremont	Trend	Iowa
1	Number of Uninsured (<65)	1,432		870		180,032
2	% Uninsured (<65)	9.0%		11.5%		10.8%

Source: 2011 Iowa Health Fact Book

#	Charity Care by Individual Hospital	YR09	YR10	YR11	Trend
1	Local Hospital Charity Care (Free Care)	\$311,914	\$562,935	\$424,146	
2	Local Hospital Charity Care (Bad Debt - No pay)	\$1,669,604	\$1,478,985	\$2,234,717	

TAB 9 Mortality Profile. The leading causes of county deaths are listed below. Areas of higher than expected are so noted.

#	IA Health Categories	Page	Trend	Fremont	Trend	Iowa
1	Age-adjusted Suicide Mortality Rate per 100,000 population	14.0		14.1		11.7
2	Age-adjusted Traffic Injury Mortality Rate per 100,000 population	22.1		14.3		13.6
3	Age-adjusted Unintentional Injuries Mortality Rate per 100,000 population	48.8		38.3		37.0

Causes of Death by County of Residence, IA 2010						
#	Selected Causes of Death (ICD-10)	Page	Trend	Fremont	Trend	Iowa
	TOTAL	338		139		49149
1	Major Cardio-vascular Disease	65		23		9090
2	Disease of Heart	55		15		6851
3	All Malignant Neoplasms	47		22		6394
4	All Other Causes	31		25		4014
5	Ischemic Heart Disease	33		9		5026
6	Other Heart Diseases	19		6		1481
7	Malignant Neoplasms of Digestive Organs	15		7		1615
8	Chronic Lower Respiratory Diseases	16		5		1692
9	Malignant Neoplasms of Respiratory and Intrathoracic Organs	11		6		1784
#	Other Malignant Neoplasms	8		7		1979
#	Cerebrovascular Diseases	7		6		1515
#	Alzheimer's Disease	7		4		1421

TAB 10 Preventive Health Profile. The following table reflects future health of county. This information also is an indicator of community awareness of preventative measures.

http://www.countyhealthrankings.org		Page	Trend	Fremont	Trend	IA Norm	CAH 13
1	Diabetic screening	84%		82%		88%	82%
3	Mammography screening	74%		56%		71%	63%
2	Limited access to healthy foods	2%		14%		6%	10%
4	Poor or fair health (Self Assess)	9%		16%		12%	11%
#	Indicators	Page	Trend	Fremont	Trend	Iowa	CAH 13
1	Adolescent Immunization Rate	20%		33%		23%	36.2
2	Percent of Infants Fully immunized at 24 months	58%		46%		64%	82%
3	Annual check-up visit to PCP (past year)	NA		NA		NA	
4	Annual check-up visit to Eye Doctor (past year)	NA		NA		NA	
5	Annual check-up visit to Dentist (past year)	NA		NA		NA	

Primary Research Findings

In August of 2012, Shenandoah Medical Center sponsored/conducted primary research to area residents residing in both Page and Fremont Counties IA. (Note: 1024 randomly selected Page/Fremont County households were sent a confidential CHNA survey, with 303 replies (29.6% response rate). Following are key question summaries revealing public feelings toward health delivery:

Community Healthcare Needs Assessment 2012					
In general, how would you rate the overall quality of the healthcare delivered to your community?	CHNA NORM N=2891	%	Page / Fremont N=301	%	Trend
Very Good	950	34.3%	66	23.7%	
Good	1335	48.2%	140	50.2%	
Fair	404	14.6%	66	23.7%	
Poor	69	2.5%	6	2.2%	
Very Poor	13	0.5%	1	0.4%	
Totals	2771		279		

Primary Research Findings (con't)

Community Healthcare Needs Assessment 2012	Poor / Very Poor %		Trend	Very Good	Good	Fair	Poor	Very Poor	N/A	Valid N
	CHNA N=2891	Page / Fremont N=301								
a) Ambulance Service	3.0%	0.4%		122	100	12	1	0	54	235
b) Child Care	11.2%	5.0%		50	86	35	9	0	98	180
c) Chiropractor	3.8%	2.5%		65	104	23	4	1	81	197
d) Dentists	7.8%	8.7%		76	118	46	18	5	23	263
e) Emergency Room	7.1%	5.0%		91	108	48	10	3	28	260
f) Eye Doctor / Optometrist	3.7%	1.1%		118	122	21	2	1	25	264
g) Family Planning Services	10.4%	14.9%		19	48	36	12	6	149	121
h) Home Health	7.8%	6.7%		28	86	39	9	2	113	164
i) Hospice	6.1%	6.3%		37	59	37	7	2	131	142
j) Inpatient Services	5.0%	4.5%		50	118	46	9	1	52	224
k) Mental Health Services	20.4%	15.0%		19	56	55	16	7	116	153
l) Nursing Home	13.5%	8.5%		34	87	63	13	4	79	201
m) Outpatient Services	3.5%	4.1%		56	120	57	9	1	34	243
n) Pharmacy	2.0%	2.3%		103	124	32	4	2	21	265
o) Primary Care	4.4%	2.4%		66	122	51	4	2	29	245
p) Public Health Department	4.8%	6.7%		37	85	45	10	2	91	179
q) School Nurse	7.1%	11.7%		29	72	35	13	5	113	154
r) Specialist Physician care	8.3%	5.4%		48	105	58	10	2	50	223

Community Healthcare Needs Assessment 2012	Major Problem %		Trend	Not a Problem	Somewhat of a Problem	Major Problem	Don't Know	Valid N
	CHNA N=2891	Page / Fremont N=301						
In your opinion, how much of a problem are the following causes of diseases or disability in your community?								
a) Cancer	59.6%	74.0%		4	61	185	30	250
b) Diabetes	56.1%	54.7%		5	105	133	35	243
c) Drugs / Alcohol	56.7%	64.4%		1	87	159	28	247
d) Heart Disease	50.8%	53.2%		5	106	126	39	237
e) HIV / AIDS	3.9%	4.1%		78	39	5	150	122
f) Mental Disorders	28.2%	37.9%		7	98	64	107	169
g) Obesity	61.6%	63.8%		0	92	162	25	254
h) Pneumonia / Flu	14.4%	12.1%		38	150	26	62	214
i) Respiratory Disease	21.9%	21.6%		17	146	45	69	208
j) Sexually Transmitted Dis	17.1%	19.6%		20	66	21	166	107
k) Stroke	24.4%	23.3%		9	139	45	83	193
l) Suicide	17.7%	13.1%		37	96	20	121	153
m) Trauma	14.3%	12.9%		22	100	18	124	140

Primary Research Findings (con't)

Community Healthcare Needs Assessment 2012	Poor / Very Poor %									
How well do you feel our local health care providers are doing in addressing the health needs of the following age groups?	CHNA N=2891	Page / Fremont N=301	Trend	Very Good	Good	Fair	Poor	Very Poor	N/A	Valid N
Infants	6.6%	7.3%		39	98	53	8	7	60	205
Age 1 - 12	5.3%	4.7%		39	101	62	4	6	58	212
Age 13 -17	5.8%	3.6%		35	103	52	5	2	66	197
Age 18 - 44	5.6%	3.8%		38	116	49	6	2	50	211
Age 45 - 64	6.2%	3.5%		40	128	53	5	3	37	229
Age 65 - 84	9.3%	5.2%		39	123	59	11	1	37	233
Over 85	11.7%	8.6%		36	104	52	15	3	53	210

Community Healthcare Needs Assessment 2012						
In your opinion, what areas need additional education or attention in our community? (Check all that apply)	CHNA 2012 NORM N=2891	%	Page / Fremont N=301	%		Trend
a) Abuse / Violence	1020	5.3%	111	5.0%		
b) Aging (Dementia)	1192	6.2%	144	6.5%		
c) Alcohol	1152	6.0%	126	5.7%		
d) Alternative Medicine	648	3.4%	76	3.4%		
e) Child Care	642	3.4%	53	2.4%		
f) Chronic Diseases	669	3.5%	73	3.3%		
g) Family Planning / Birth Control	698	3.6%	94	4.3%		
h) Lead Exposure	178	0.9%	27	1.2%		
i) Mental Illness	890	4.6%	101	4.6%		
j) Neglect	585	3.1%	63	2.8%		
k) Nutrition	1089	5.7%	119	5.4%		
l) Obesity	1642	8.6%	193	8.7%		
m) Ozone	123	0.6%	9	0.4%		
n) Pain Management	717	3.7%	80	3.6%		
o) Poverty	745	3.9%	99	4.5%		
p) Preventative Healthcare	1074	5.6%	49	2.2%		
q) Sexually Transmitted Diseases	498	2.6%	64	2.9%		
r) Suicide	770	4.0%	127	5.7%		
s) Teen Pregnancy	972	5.1%	107	4.8%		
t) Tobacco Use	949	5.0%	120	5.4%		
u) Uninsured	919	4.8%	48	2.2%		
v) Vaccinations	435	2.3%	63	2.8%		
w) Water Quality	546	2.9%	107	4.8%		
x) Wellness Education	915	4.8%	12	0.5%		
Other (please specify)	278	1.5%	146	6.6%		
TOTALS	19148	100.0%	2065	100.0%		

Primary Research Findings (con't)

In general, how would you best describe your health? (Choose one)	CHNA NORM N=2891	%	Page / Fremont N=301	%	Trend
Very Good	646	24.6%	69	24.6%	
Good	1527	58.1%	161	57.5%	
Fair	388	14.8%	46	16.4%	
Poor	53	2.0%	4	1.4%	
Very Poor	12	0.5%	0	0.0%	
Totals	2626		280		

Community Healthcare Needs Assessment 2012					
Compared to a year ago, how would you rate your overall health in general now?	CHNA NORM N=2891	%	Page / Fremont N=301	%	Trend
Much better than a year ago	332	12.7%	34	12.1%	
About the same	2184	83.6%	233	82.9%	
Much Worse than a year ago	98	3.7%	14	5.0%	
Totals	2614	100.0%	281	0.0%	

Do you follow these health practices?	CHNA NORM N=2891	% Yes	Page / Fremont N=301	% Yes	Trend
If over 50, have you had a colonoscopy?	1433	70.8%	133	69.3%	
If male over 50, do you have annual prostate exams?	600	67.7%	58	69.0%	
If female over 40, do you have annual mammograms?	1485	79.4%	142	78.5%	
If female, do you have a pap smear every other year?	1719	73.0%	133	66.5%	
Do you get 2.5 hours a week of moderately intense physical activity?	2109	63.4%	188	68.6%	

Are you. . . ?	CHNA NORM N=2891	% Yes	Page / Fremont N=301	% Yes	Trend
Eating right daily (fruits/vegs/breads)	2210	70.2%	175	64.3%	
Using tobacco products weekly	1487	10.5%	43	15.9%	
Exercising 2-3 times weekly	2182	67.9%	182	65.0%	
Excessive Alcohol Consumption	1443	2.1%	33	12.0%	

Primary Research Findings (con't)

Community Healthcare Needs Assessment 2012					
Over the past 2 years, did you or your household receive health care services outside of your county?	CHNA NORM N=2891	%	Page / Fremont N=301	%	Trend
Yes	1418	52.8%	176	62.9%	
No	1266	47.2%	104	37.1%	
Totals	2684		280		
Does our community need any additional healthcare providers?	CHNA NORM N=2891	%	Page / Fremont N=301	%	Trend
Yes (See detail Section V)	1272	56.4%	154	64.2%	
No	983	43.6%	86	35.8%	
Totals	2255		240		
Does your household have a provider you use for primary care?	CHNA NORM N=2891	%	Page / Fremont N=301	%	Trend
Yes (See detail Section V)	2261	87.8%	232	84.4%	
No	315	12.2%	43	15.6%	
Totals	2576		275		
Have you had a physical in the past 12 months?	CHNA NORM N=2891	%	Page / Fremont N=301	%	Trend
Yes	2012	77.7%	210	75.5%	
No	579	22.3%	68	24.5%	
Totals	2591		278		

IV. Inventory of Community Health Resources

[VVV Research & Development INC]

Inventory of Health Services 2012 - Page/Fremont Counties IA

Cat	HC Services Offered in county: Yes / No	Hospital	HLTH Dept	Other
Clinic	Primary Care	YES		
Hosp	Alzheimer Center			
Hosp	Ambulatory Surgery Centers			
Hosp	Arthritis Treatment Center			
Hosp	Bariatric/weight control services	YES		
Hosp	Birthing/LDR/LDRP Room	YES		
Hosp	Breast Cancer	YES		
Hosp	Burn Care			
Hosp	Cardiac Rehabilitation	YES		
Hosp	Cardiac Surgery			
Hosp	Cardiology services	YES		
Hosp	Case Management	YES		
Hosp	Chaplaincy/pastoral care services	YES		
Hosp	Chemotherapy	YES		
Hosp	Colonoscopy	YES		
Hosp	Crisis Prevention			
Hosp	CTScanner	YES		
Hosp	Diagnostic Radioisotope Facility	YES		
Hosp	Diagnostic/Invasive Catheterization			
Hosp	Electron Beam Computed Tomography (EBCT)			
Hosp	Enrollment Assistance Services			
Hosp	Extracorporeal Shock Wave Lithotripter (ESWL)			
Hosp	Fertility Clinic			
Hosp	FullField Digital Mammography (FFDM)	YES		
Hosp	Genetic Testing/Counseling			
Hosp	Geriatric Services			
Hosp	Heart			
Hosp	Hemodialysis	YES		
Hosp	HIV/AIDS Services			
Hosp	Image-Guided Radiation Therapy (IGRT)	YES		
Hosp	Inpatient Acute Care - Hospital services	YES		
Hosp	Intensity-Modulated Radiation Therapy (IMRT) 161	YES		
Hosp	Intensive Care Unit	YES		
Hosp	Intermediate Care Unit			
Hosp	Interventional Cardiac Catheterization			
Hosp	Isolation room			
Hosp	Kidney	YES		
Hosp	Liver			
Hosp	Lung	YES		
Hosp	Magnetic Resonance Imaging (MRI)	YES		
Hosp	Mammograms	YES		
Hosp	Mobile Health Services		YES	
Hosp	Multislice Spiral Computed Tomography (<64 slice CT)			
Hosp	Multislice Spiral Computed Tomography (<128+ slice CT)	YES		
Hosp	Neonatal			
Hosp	Neurological services	YES		
Hosp	Obstetrics	YES		
Hosp	Occupational Health Services	YES		
Hosp	Oncology Services	YES		
Hosp	Orthopedic services	YES		
Hosp	Outpatient Surgery	YES		
Hosp	Pain Management	YES		
Hosp	Palliative Care Program	YES		
Hosp	Pediatric	YES		
Hosp	Physical Rehabilitation	YES		
Hosp	Positron Emission Tomography (PET)			
Hosp	Positron Emission Tomography/CT (PET/CT)	YES		
Hosp	Psychiatric Services	YES		

Inventory of Health Services 2012 - Page/Fremont Counties IA				
Cat	HC Services Offered in county: Yes / No	Hospital	HLTH Dept	Other
Hosp	Radiology, Diagnostic	YES		
Hosp	Radiology, Therapeutic	YES		
Hosp	Reproductive Health	YES		
Hosp	Robotic Surgery			
Hosp	Shaped Beam Radiation System 161			
Hosp	Single Photon Emission Computerized Tomography (SPECT)	YES		
Hosp	Sleep Center	YES		
Hosp	Social Work Services	YES		
Hosp	Sports Medicine	YES		
Hosp	Stereotactic Radiosurgery	YES		
Hosp	Swing Bed Services	YES		
Hosp	Transplant Services			
Hosp	Trauma Center	YES		
Hosp	Ultrasound	YES		
Hosp	Women's Health Services	YES		
Hosp	Wound Care	YES		
SR	Adult Day Care Program			
SR	Assisted Living			
SR	Home Health Services	YES		
SR	Hospice	YES		
SR	LongTerm Care	YES		
SR	Nursing Home Services	YES		
SR	Retirement Housing			
SR	Skilled Nursing Care	YES		
ER	Emergency Services	YES	YES	
ER	Urgent Care Center			
ER	Ambulance Services	YES		
SERV	Alcoholism-Drug Abuse			
SERV	Blood Donor Center			
SERV	Chiropractic Services			
SERV	Complementary Medicine Services			
SERV	Dental Services		YES	
SERV	Fitness Center	YES	No	
SERV	Health Education Classes		YES	
SERV	Health Fair (Annual)	YES	YES	
SERV	Health Information Center		YES	
SERV	Health Screenings	YES	YES	
SERV	Meals on Wheels	YES		
SERV	Nutrition Programs	YES	YES	
SERV	Patient Education Center		YES	
SERV	Support Groups	YES		
SERV	Teen Outreach Services		YES	
SERV	Tobacco Treatment/Cessation Program		YES	
SERV	Transportation to Health Facilities			
SERV	Wellness Program	YES		

Physician Manpower Tallies Page & Fremont (IA) counties			
Specialties	DR Office in either Page / Fremont	Visiting Drs to Page / Fremont	PA's & NP in Page / Fremont
Primary Care:			
Family Practice	9.0	3.0	2.0
Internal Medicine	0.0	0.0	0.0
Obstetrics/Gynecology	1.0	2.0	1.0
Pediatrics	0.0	0.0	0.0
Medicine Specialists:			
Allergy/Immunology	0.0	1.0	
Cardiology	0.0	3.0	
Dermatology	0.0	1.0	
Endocrinology	0.0	0.0	
Gastroenterology	0.0	1.0	
Oncology/RADO	0.0	6.0	
Infectious Diseases	0.0	0.0	
Nephrology	0.0	6.0	
Neurology	0.0	5.0	2.0
Psychiatry	0.0	4.0	1.0
Pulmonary	0.0	1.0	
Rheumatology	0.0	0.0	
Surgery Specialists:			
General Surgery	1.0	2.0	
Neurosurgery	0.0	0.0	
Ophthalmology (EYE)	0.0	2.0	
Orthopedics	0.0	7.0	4.0
Otolaryngology (ENT)	0.0	1.0	
Plastic/Reconstructive	0.0	0.0	
Thoracic/Cardiovascular/Vasc	0.0	1.0	
Urology	0.0	2.0	
Hospital Based:			
Anesthesia/Pain	0.0	1.0	1.0
Emergency	0.0	19.0	
Radiology (Tele)	0.0	42.0	1.0
Pathology	0.0	4.0	
Hospitalist *	1.0	0.0	
Neonatal/Perinatal	0.0	0.0	
Physical Medicine/Rehab	0.0	1.0	
Podiatry	0.0	3.0	
Chiropractors	0.0	0.0	
Eye Primary Care	0.0	0.0	
Dentists	0.0	1.0	
TOTALS	12.0	119.0	12.0

Summary VISITING Specialists to PageFremont Counties IA					
SPEC	Doctor (FN/LN)	Office City	Group Name	Location	Clinics
ALL	Brett Kettelhutt	Omaha	Allergy, Asthma, Immunology Associates	SMC	Monthly
ALL	Salvatore Zieno	Bellevue	Clarinda Medical Associates	Clarinda	Monthly
CV	Eric Van De Graaff	Omaha	Alegent Health	SMC	Every 2 weeks
CV	Atul Ramachandran	Omaha	Alegent Health Heart and Vascular Services	SMC	Every 2 weeks
CV	Scott Coatsworth	Lincoln	Bryan Heart	Clarinda	2 X Monthly
CV	Ryan Whitney	Clarinda	Clarinda Medical Associates	Clarinda	2 X Monthly
CV	Matthew McLeay	Omaha	Midwest Pulmonary Critical Care	Grape	Monthly
CV	Haysam Akkad	Omaha	NE Health System Clarkson Heart Center	Grape	Monthly
CV	Haysam Akkad	Omaha	NE Health System Clarkson Heart Center	SMC	Every Wed
CV	Omar Nass	Lincoln	Nebraska Heart Institute	Grape	Monthly
CV	Rebecca Rundlett	Lincoln	Nebraska Heart Institute	Grape	Monthly
DERM	James Shehan	Omaha	Alegent Health	SMC	1st & 3rd Thu
DERM	Olivia Woita, NP	Council Bluffs	Radiant Complexions Dermatology Clinic	Clarinda/Grape	Monthly
EMG	Stuart Oxford	Omaha	Alegent Health	Clarinda	Monthly
ENDO	Junping Yang	St Joseph	Heartland Endocrinology	Clarinda	Monthly
ENT	David Sjuln	Omaha	Boys Town Hosp	SMC	2nd & 4th Tue
ENT	Salvatore Zieno	Bellevue	Clarinda Medical Associates	Grape	Monthly
ENT	Trent Quinlan	Omaha	ENT Specialists	Clarinda	Monthly
ENT	Phillip Linqvist	Des Moines	Iowa Head and Neck PC	Clarinda	Monthly
GAS	Tyron Alli	Omaha	Midwest Gastrointestinal Associates	SMC	Monthly
GYN	Michael Woods	Bellevue	Bellevue OBGYN Associates, PC	Grape	Monthly
NEP	Jennifer Fillaus	Omaha	NMC Nephrology	SMC	Monthly
NEP	David Goldner	Omaha	Omaha Nephrology	SMC	3rd Thu & 4th Wed
NEU	Scott Goodman	Omaha	Neurological Consultants of Nebraska	Grape	Monthly
NEU	Scott Goodman	Omaha	Neurological Consultants of Nebraska	SMC	2 X Monthly
NEUS	Keith Lodhia	Omaha	Midwest Neurosurgery	Clarinda	Monthly
NEUS	Keith Lodhia	Omaha	Midwest Neurosurgery	SMC	2nd Mon
NEUS	John Hain	Omaha	Neurological Surgery	SMC	1st Mon
OBG	Jorge Sotolongo	Council Bluffs	Metro OBGYN LLC	Clarinda	2 X Monthly
ONC	Sakeer Hussain	Council Bluffs	Heartland Hematology and Oncology L.L.P	Clarinda	2 X Monthly
ONC	John Okerbloom	Council Bluffs	Heartland Oncology and Hematology	Clarinda	2 X Monthly
ONC	John Okerbloom	Council Bluffs	Heartland Oncology and Hematology	Grape	2 X Monthly
ONG	John Okerbloom	Council Bluffs	Heartland Oncology	SMC	1st & 3rd Tues
ONG	Susan Kambhu	Omaha	Medical Oncology Hematology PC	SMC	Every Fri
OPHTH	Kathryn Hodges	Omaha	Midwest Eye Care	SMC	
OPHTH	Michael Halsted	Omaha	Midwest Eye Care	SMC	
ORT	Huy Trinh	Council Bluffs	Miller Orthopedic Affiliates, P.C.	Clarinda	Monthly
ORT	Roy Abraham	Council Bluffs	Miller Orthopedic Affiliates, P.C.	Grape	2 X Monthly
ORT	Thomas Atteberry	Council Bluffs	Miller Orthopedic Affiliates, P.C.	Clarinda	2 X Monthly
ORT	Charles Burt	Omaha	Nebraska Orthopedic Associates	Clarinda	2 X Monthly
ORT	Joshua Urban	Omaha	Nebraska Orthopedic Associates	Clarinda	Monthly
ORT	Steven Goebel	Omaha	Nebraska Orthopedic Associates	SMC	2nd & 4th Wed
ORT	Steven Hagan	Omaha	Nebraska Orthopedic Associates	SMC	1st & 3rd Wed
ORT	Michael Morrison	Omaha	Omaha Orthopedic	SMC	Every Tue
ORT	Jacob Keough	Omaha	Orthomedics	Clarinda	Monthly
PHY	Stuart Oxford	Omaha	Alegent Health	Grape	Monthly
PHY	Stuart Oxford	Omaha	Alegent Health	SMC	Monthly
POD	Gregory Stanislav	Schleswig	Family Medicine Associates	Grape	2 X Monthly
PUL	Timothy Lieske	Linc	Lincoln Pulmonary/Critical Care	Clarinda	Monthly
SRG	David Bendorf	Harlan	Myrtue Medical Clinic	Grape	2 X Monthly
SRG	James Scott	Omaha	Omaha Center For Surgery	Grape	2 X Monthly
URL	Gernon Longo	Omaha	The Urology Center	SMC	1st & 3rd Mon
URL	Michael Kroeger	Omaha	The Urology Center	Clarinda	Monthly
URL	Stephen Lim	Omaha	The Urology Center	Clarinda	Monthly
URL	Larry Siref	Omaha	UNMC Urology	Grape	Monthly
VAS	Robert Hibbard	Lincoln	Bryan LGH Heart Institute	Clarinda	Monthly
VAS	David Vogel	Omaha	Surgery Center of the Heartland	SMC	1st & 3rd Mon
VAS	Stuart Myers	Lincoln	Vascular Surgical Associates	Clarinda	Monthly

Page & Fremont Healthcare Resource Directory

Emergency Numbers

Police/Sheriff	911
Fire	911
Ambulance	911

Non-Emergency Numbers

Page County Sheriff	(712) 542-5193
Fremont County Sheriff	(712) 374-2673

Municipal Non-Emergency Numbers

	Police	Fire
Clarinda	(712) 542-2194	(712) 542-2194
Shenandoah	(712) 246-3512	(712) 246-2300
Shenandoah (part)	(712) 246-3512	(712) 246-2300
Sidney	(712) 374-2365	(712) 374-2204
Tabor	(712) 629-2295	(712) 629-2295

Abuse – Adult and Child

Adult and Child Abuse Hotline (24 hrs.)	1-800-362-2178
Boystown Hotline Number	1-800-448-3000
Catholic Charities Family Crisis Hotline (24 hrs.)	712-328-0266 or 1-888-612-0266
Child Protective/CINA Services (M-F, 8 a.m. to 4:30 p.m.)	1-877-683-0323
Department of Human Services: Clarinda	712-623-4838 or 1-888-623-4838
Domestic Abuse Hotline	1-800-942-0333
Family Crisis Support Network (24 hrs. Cass, Audubon, Adair, and Shelby)	712-243-6615 or 1-800-696-5123
Family Crisis Support Network (24 hrs. Montgomery and Page)	712-623-3328 or 1-866-647-9596
Iowa Concern Hotline	1-800-447-1985
Rural Iowa Crisis Center (24 hrs. Taylor)	641-782-2706
Southwest Iowa Batter's Education Program	712-542-3501 or 1-888-486-9599

Advocacy Groups

Alliance for Mentally Ill of Iowa (NAMI)	515-254-0417
Attorney General's Consumer Protection Division	515-281-5926
Commission of Veterans Affairs	1-800-827-1000
Division of Latino Affairs	515-281-4080
Elder Affairs Department	1-800-532-3213
Hispanic Center, Shenandoah	712-246-2081
Iowa Association of Area Agencies on Aging	1-866-468-7887
Iowa Commission on Status of Women	1-800-558-4427
Iowa Compass (disabilities)	1-800-779-2001
Iowa Department Human Rights	515-281-7283
Iowa Department on Aging	515-242-3333
Iowa Division of Labor	515-281-3606
Iowa Ombudsman	1-888-426-6283
Iowa Protection and Advocacy	515-278-2502 or 1-800-779-2502
Latino Resource Center – Southwest Iowa	712-623-3591
League of Human Dignity	1-800-843-5774
Long-term Care Ombudsman	515-242-3327
National Catholic Rural Life (farm issues)	515-270-2634
National Eldercare Locator	1-800-677-1116
Senior Health Insurance Information Program	1-800-351-4664

Churches – Special Programs and Counseling

United Methodist Church of Faith and Hope, Angel Food Program	712-215-2941
Assembly of God - Food pantry, pastoral counseling	712-246-4262
Assembly of God Church - Hamburg	712-382-1836

Church of Christ - Hamburg	712-382-2791
Church of Christ - Randolph	712-374-3322
Cowboy Church - Randolph	712-310-5111
Emmanuel Lutheran Church (ELCA) - Short-term pastoral counseling	712-246-3287
Family Worship Center - Malvern	712/624-8611
First Presbyterian Church - Randolph	712-374-2433
First Baptist Church - Hamburg	712-382-2591
First Baptist Church - Malvern	402/344-2408
First Baptist Church	712-542-4362
First Baptist Church, Pastor Gary Fuller - Food pantry, pastoral counseling	712-246-3190
First Christian Church - Tabor	712/629-3885
First Methodist Church - Hamburg	712-382-2036
First Presbyterian Church, Rev. Rick Sleyster - Adult Haven (second and fourth Thurs. of month, 1 to 4 p.m., adult daycare)	712-246-3592
First United Methodist Church - Food pantry, sew and share	712-542-3719
Free Methodist Church - Hamburg	712-382-2036
Nazarene Parsonage - Tabor	712/629-3045
Nishna Valley Christian Church, Rev. Jack Langley - Pastoral counseling	712-246-5125
Reorganized Church Of Jesus Christ Of Latter Day Saints - Tabor	712/629-5715
Shenandoah Ministerial Association Crisis Fund – referral needed	712-246-1970
St Patrick Catholic Church - Imogene	712/386-2123
St. Mary's Catholic Church, Father Vern Smith	712-246-1718
St.Mary's Catholic Church - Hamburg	712-382-2871
Trinity Presbyterian Church, Pastor Leslie Traylor - Salvation Army	712-542-2987
United Congregational Church of Christ - Farragut	712-385-8602
United Methodist Church - Randolph	712-374-2521
United Methodist Church - Farragut	712-385-8352
United Methodist Church - Malvern	712/624-8320
United Methodist Church - Randolph	712-625-3811
United Methodist Church of Faith and Hope, Coin Circuit	712-583-3334
United Trinity Church - Hamburg	712-382-2856
Victory Life Christian Church - Randolph	712-374-3032

Clothing

Clarinda Community Center Thrift Shop (9 a.m. to 12 p.m. 1 to 4 p.m.)	712-542-3161
West Page Improvement Center	712-246-4564

Disability Services

Child Health Specialty Clinics	1-866-652-0041
Children at Home	800-993-4345
Department of Human Services: Clarinda	712-623-4838
Easter Seals Rural Solutions	515-309-1783
Glenwood Resource Center	712-527-4811

Iowa AgrAbility Project	515-294-8520
Iowa Client Assistance Program	1-800-652-4298
Iowa Compass	1-800-779-2001
Iowa Protection and Advocacy	515-278-2502
Iowa Vocational Rehabilitation Services	712-542-5414
Iowa Western Job Placement	712-325-3282
League of Human Dignity	1-800-843-5774
Loess Hills AEA 13	800-432-5804
Loess Hills Glenwood Office	712-527-5261 or 800-886-5261
Lutheran Social Service of Iowa – children’s respite	1-866-409-2352
Nishna Productions	712-246-1242
Nishna Productions Inc.	712-246-1269
Pacific Place	712-622-8144
Southwest Iowa Case Management	712-542-3584
Specialized Support Services	1-800-440-7129
Speech to Speech (hard of hearing, deaf, and speech disability)	1-877-735-1007
Veterans Administration Outpatient Clinic, Shenandoah	712-246-0092
Waubonsie Mental Health Center	712-542-2388 or 1-800-432-1143
West Central Development	712-624-8172

Drug and Alcohol Abuse

Alcohol and Drug Abuse Counseling	1-800-454-8966
Alcoholics Anonymous - Council Bluffs	712-328-9979
Alcoholics Anonymous – Millard, NE	402-895-9911
Clarinda Police Department – non emergency	712-542-2194
Free People from Tobacco	712-246-2332 or 1-800-944-3446
Mercy Hospital - Council Bluffs, Family Service	712-328-5000
Page County Drug Enforcement Officer	712-246-3512
Page County General Relief	712-542-2983
Quitline Iowa – Free, confidential way to quit smoking	1-800-784-8669
River Bluffs - Alcohol Treatment	712-322-5540
Shenandoah Police Department	712-246-3512
Southwest Iowa Families, Inc	712-542-3501
Zion Recovery Services, Clarinda	712-542-4481
Zion Recovery Services, Shenandoah	712-246-4832

Education

(GED, Adult Basic Skills Literacy)	712-325-3266
Clarinda Academy	712-542-3103
Clarinda Community School (administration)	712-542-5165
Clarinda Lied Public Library	712-542-2416

Clarinda Lutheran School	712-542-3657
Coin Public Library	712-583-3684
Denison Job Corps	712-263-4192 ext.119
Early Headstart	800-698-5886
Essex Community School	712-379-3115
Essex Lied Public Library	712-379-3355
Family Crisis Support Network (Montgomery and Page)	712-623-3328 or 1-866-647-9596
Farragut Community School	712-385-8132
Fostering Literacy (local call for Clarinda)	712-850-1050
Fremont-Mills Elementary	712-629-6555
Fremont-Mills High School	712-629-2325
Green Hills Area Education Association	712-623-2559
Growing Strong Families: Fremont	712-374-2351
Growing Strong Families: Page	712-542-5171
Hamburg Elementary	712-382-2017
Hamburg High School	712-382-2703
Iowa College Student Aid Commission	515-281-3501
Iowa Compass	1-800-779-2001
Iowa Compass (Iowan/Disabilities)	800-779-2001
Iowa Concern Hotline	800-447-1985
Iowa Exceptional Parent Center	515-782-4453
Iowa Western Community College	800-432-5852
Iowa Western Community College: Council Bluffs office	1-800-432-5852
Iowa Western Community College: Clarinda campus	712-542-5117
Iowa Western Community College: Shenandoah campus	712-246-1499
Iowa Workforce Development	712-263-6102
ISU Answer Line (Home Economics Hotline)	800-262-3804
ISU Answerline (home economics hotline)	1-800-262-3804
ISU Extended and Continuing Education	1-800-262-0015
ISU Hortline (Horticulture Hotline)	515-294-3108
ISU/Mills County Extension Service	712-624-8616
League of Human Dignity	1-800-843-5774
Loess Hills AEA 13	800-432-5804
M.A.Y. Mentoring Program	712-246-1581
Nishna Productions	712-246-1242
Planned Parenthood of Mid Iowa	712-623-5522
Promise Jobs	712-246-3735
Red Cross	712-246-3230
Shenandoah Alternative School	712-246-6161
Shenandoah Community Schools	712-246-1581
Shenandoah Public Library	712-246-2315
Sidney Elementary School	712-374-2647

Sidney High School	712-374-2731
South Page High School	712-582-3211
Specialized Support Services	1-800-440-7129
Stork's Nest (parenting education for new parents)	712-542-3501
Vocational Rehabilitation	712-243-5346 or 712-328-3821
Vocational Rehabilitation	712-542-5414
Work Incentive Act	712-246-5649
Workforce Development: Clarinda	712-542-6563
Workforce Development: Shenandoah	712-246-4470
Emergency Shelters and Disaster Services	
Catholic Charities	712-328-3086
Civil Defense Disaster Services	712-246-4254
Clarinda Youth Shelter	712-542-3103
County General Relief Assistance	712-542-4254 or 1-866-630-4254
Domestic Violence Program	712-328-0266 or 888-612-0266
Family Crisis Support Network (24 hrs Montgomery and Page)	1-866-647-9596 or 712-623-3328
Family Crisis Support Network (24 hrs. Cass, Audubon, Adair, and Shelby)	1-800-696-5123
Girls & Boys Town Based Service National Hotline	1-800-448-3000
Micah House	712-323-4416
Page County Emergency Management (Rod Riley)	712-246-4254 or 1-877-899-0007
Page County Veterans Affairs (Rod Riley)	712-246-4254 or 1-877-899-0007
Red Cross	712-246-3230
Rural Iowa Crisis Center (Taylor County)	1-641-782-2706
Salvation Army: Clarinda: Trinity Presbyterian Church, Pastor Leslie Traylor	712-542-2987
Salvation Army: Shenandoah	712-246-3512
West Central Development	712-374-3367
Employment	
Experience Work: Clarinda	712-542-6563
Experience Work: Shenandoah	712-246-4470
Iowa Concern Hotline	1-800-447-1985
League of Human Dignity	1-800-843-5774
Promise Jobs	712-246-3735
Proteus (agricultural workers)	1-800-372-6031
Senior Aids (West Central Community Action)	712-246-2585
Specialized Support Services	712-623-5940
Vocational Rehabilitation	712-542-5414
Work Incentive Act	712-246-5649

Workforce Development: Clarinda 712-542-6563
Workforce Development: Shenandoah 712-246-4470

Economic Development

Better Business Bureau 515-284-4525
Displaced Homemaker Program 712-623-9505 or 800-432-5852
Easter Seals for Disabled Farmers 515-274-1529
Employee Assistant Hotline 800-EAP-IOWA
FREDCO (Fremont County Econ. Development Corp) 712-374-3268
Hamburg Area Community Development 712-382-1462
Iowa State Center. For Industrial Research & Service 515-290-1134
Iowa Western Community College Job Placement 712-325-3394
Iowa Workforce Development Center 712-527-5214
ISU Outreach 712-624-8616
Nishna Productions, Inc. 712-624-8638
Proteus 800-372-6031
RC&D Golden Hills 712-482-3029
Rural Development Resource Center 712-623-5521
SCORE (Service Corp of Retired Executives) 712-325-1000
Small Business Development Center 800-373-7232
Vocational Rehabilitation 712-243-5346

Environmental

Iowa Department of Natural Resources 712-243-1934
Fremont County Sanitarian 712-374-3355

Financial

Consumer Credit Counseling 515-287-6428
County General Relief Assistance 712-542-2983
Department of Human Services: Clarinda 712-623-4838 or 1-888-623-4838
Farm Service Agency 712-542-5137
Iowa State University – (ISU) Extension – Page County 712-542-5171
S.W. Regional Extension Office 712-769-2600
Social Security Administration: District Office 641-782-2114 or 1-866-613-2827
Social Security Administration: Teleservice Center 1-800-772-1213
Southwest Iowa Case Management 712-542-3584
Veterans Affairs (Rod Riley) 712-246-4254 or 1-877-899-0007
West Central Development 712-624-8172

Food

Angel Food Program (pre-ordered boxes of food, pick up at specific times)	712-583-3334 or 712-215-2941
Child Care Food Program	918-274-0123
Clarinda Community Center Thrift Shop – referral needed (9 a.m. to 12 p.m.)	712-542-3161
Congregate Meal Site - Clarinda Senior Center (Lied Center)	712-542-2932
Congregate Meal Site - Shenandoah	712-246-5200
County General Relief Assistance	712-542-2983
Dept of Human Service (DHS)	712-527-4803
FaDSS (Family Development Program)	712-246-2585
Faith, Food, and Fellowship – Sunday 5 p.m. – United Methodist Church	712-542-3719
First United Methodist Church – Clarinda (Sew and Share Pantry)	712-542-3719
Fremont Co. Veterans Affairs	712-374-2275
Fremont County General Assistance	712-374-6409
Meals on Wheels (Clarinda Hospital)	712-542-2176
Meals on Wheels (Shenandoah Hospital)	712-246-1230
Page County Veterans Affairs (Rod Riley)	712 246-4254 or 1-877-899-0007
Share Iowa Program	800-344-1107
Shenandoah Food Pantry – referral needed (M-W-F, 9 a.m-12:00 p.m.)	712-246-3190
West Central Community Action	712-374-3367
West Page Improvement Center	712-246-4564
Women, Infant, and Children (WIC)	641-782-8431
WIC	

Fuel Assistance

Department of Human Services	712-527-4803
General Relief	712-527-5621
Page County Veterans Affairs (Rod Riley)	712-246-4254
Southwest Iowa Planning Council	1-866-279-4720
West Central Community Action	712-246-2585

Health Care

Alegent Health Mercy Hospital of Corning	641-322-3121
Alegent Health Psychiatric Associates	712-246-1901
American Cancer Society	1-800-227-2345
Angels Care Home Health	712-246-2454
Child Health Specialty Clinic	1-866-652-0041
Child Health Specialty Clinic	866-652-0041
Clarinda Regional Health Center	712-542-2176
Clarinda Regional Health Center Bone Density	712-542-8221
Clarinda Regional Health Center Cardiac Rehab	712-542-8299
Clarinda Regional Health Center Clarinda Medical Associates	712-542-8330
Clarinda Regional Health Center Diabetes Education	712-542-8263
Clarinda Regional Health Center Dietitian Services	712-542-8323

Clarinda Regional Health Center Digital Mammography	712-542-8221
Clarinda Regional Health Center Physical, Occupational, Speech Therapy	712-542-8224
Clarinda Regional Health Center Respiratory Therapy	712-542-8275
Clarinda Regional Health Center Specialty Clinics	712-542-8216
Clarinda Regional Health Center Surgery Center	712-542-8349
Community Hospital of Fairfax, MO	660-686-2211
County General Relief Assistance	712-542-2983
Dental for Disabled Children	319-356-1517
Department of Human Services: Clarinda	712-623-4838 or 1-888-623-4838
Fremont County Medical Center	712-374-6005
Fremont County Public Health	712-374-2685
George C. Grape Community Hospital	712-382-1515
Goldenrod Manor Care Center (skilled nursing facility)	712-542-5621
Grape Community Hospital – Hamburg, IA	712-382-1515
Hamburg Medical Clinic	712-382-2626
Hawk-I (children’s health insurance)	800-257-8563
Hawk-I Healthy Kids of Iowa	1-800-257-8563
Healthy Families	800-369-2229
Heartland Hospice - Montgomery County serves Page County	712-623-7194
Home Sweet Home, Inc. (home care)	712-542-4181 or 1-800-362-1600
Hospice Education Institute	1-800-331-1620
Iowa Association of Area Agencies on Aging	1-866-468-7887
Iowa Commission for the Blind	1-800-362-2587
Iowa Compass	1-800-779-2001
Iowa Concern Hotline	1-800-447-1985
Iowa Department for the Blind	515-281-1333
Iowa Department of Elder Affairs	515-242-3333
Iowa Tobacco Quit Line	800-784-8669
League of Human Dignity	712-323-6863
Long-term Care Ombudsman	515-725-3308
Maternal and Child Health Center of Southwest Iowa	1-800-369-2229
Mercy Mental Health	402-328-5311
Methodist Health System Senior Services	402-331-1111
Methodist Physician Clinic-Tabor	712-629-2022
Montgomery County Memorial Hospital – Red Oak, IA	712-623-7000
National Eldercare Locator	1-800-677-1116
National Poison Control Center	1-800-222-1222
Nodaway Valley Free Clinic – First, second, and third Thurs. of the month, 7 to 9 p.m., Clarinda Outpatient clinic, contact John Clark, Clarinda	712-542-3719
Nurses on Call	712-542-5068
Page County Public Health	712-246-2332 or 1-800-944-3446

Planned Parenthood of Mid Iowa	712-623-5522
Poison Prevention Center	800-955-9119
Prime Home Care and Compassionate Care (hospice)	712-542-1504
Respite Care	800-432-9209
Senior Health Insurance Information Program	1-800-351-4664
Sexually Transmitted Diseases Hotline (10 a.m.-10 p.m.)	1-800-227-8922
Shenandoah Medical Center	712-246-1230
Shenandoah Medical Center Aquatic Therapy	712-246-7000
Shenandoah Medical Center Cardiac/Pulmonary Rehab	712-246-7104
Shenandoah Medical Center Diabetic/Diet Education	712-246-7278
Shenandoah Medical Center Home Health and Hospice	712-246-7317
Shenandoah Medical Center Massage Therapy	712-246-7000
Shenandoah Medical Center Occupational Health	712-246-7415
Shenandoah Medical Center Personal Training/Performance Enhancement	712-246-7325
Shenandoah Medical Center Physical/Occupational/Speech Therapy	712-246-7000
Shenandoah Medical Center Wellness Program	712-246-7325
Shenandoah Outpatient Clinic	712-246-7400
Sidney Medical Clinic	712-374-2649
Southwest 8 Senior Services	1-800-432-9209
Southwest Iowa Families, Inc	712-542-3501
Southwest Iowa Home Health	712-374-2685
St. Francis Hospital and Health Services – Maryville, MO	660-562-2600
St. Mary's Hospital—Nebraska City	402-873-3321
Tabor Medical Clinic	712-629-2975
Teen Health Line (Iowa Department of Human Services)	1-800-443-8336
Veterans Administration Outpatient Clinic, Shenandoah	712-246-0092

Housing

West Central Community Action	712-374-3367
Low Rent Housing-Sidney	712-374-2644
Low Rent Housing-Hamburg	712-382-1557
Low Rent Housing-Tabor	712-629-1645
Department of Human Services	712-527-4803
General Relief	712-527-5621
Low Rent Housing-Malvern	712-624-8561
Rural Development	712-243-2107
Southern IA Regional Housing Authority	641-782-8585

Low Income Apartments

Admiral Manor-Farragut	712-385-8113
Autumn Park	712-246-4898
Clarinda Low Rent Housing	712-542-2912
Clarinda West Apartments	712-542-2249

Hodges Ridge Apartments-Sidney	712-374-2322
Timber Creek Apartments	712-542-4075
Forest Park Manor	712-246-3213
Meadow Run Apartments	712-542-2249
Shenwood Apartments	712-246-2340
Southwest Iowa Habitat for Humanity	712-246-1821
Valley View Apartments	712-246-2044
Waubonsie Apartments-Sidney	712-374-2322

Legal

Attorney General	515-281-5164
Consumer Protection Division	515-281-5926
Farm Division	515-281-5351
Environmental Law Division	515-281-5351
Crime Victim Assistance Division	515-281-5044 or 1-800-373-5044
Child Support Collection Service	1-888-229-9223
Clarinda Correctional Facility	712-542-5634
Fremont County Attorney	712-374-2751
Iowa Concern Hotline, Attorney	1-800-447-1985
Iowa Legal Aid, Southwest Iowa Regional office	1-800-432-9229
Iowa Mediation Service	712-262-7007
Iowa Public Employees' Retirement System (automated)	1-800-622-3849
Juvenile Court Services	712-623-4886
Lawyer Referral Service	800-532-1108
Legal Services Corp. of Iowa	800-432-9229
Page County Attorney	712-542-2514
Prairie Fire	515-244-5671
University of Iowa Law Clinic	319-335-9023
Women Resource and Action Center (divorce information)	319-335-1486
Youth Law Hotline	800-728-1172

Legislators

Iowa Senate	515-281-3371
Iowa House	515-281-3221
Senator Charles Grassley	202-224-3744 D.C. or 515-234-4890 H.Q.
Senator Tom Harkin	202-224-3254 D.C. or 515-234-4574 H.Q.
Steve King- Representative	202-225-4426 D.C.
Or Council Bluffs Office	712-325-1405
Iowa Attorney General	515-281-5164
Attorney General - Consumer Protection	515-281-5926
For all other State agencies call Capitol Complex Switchboard	515-281-5011

Mental Health and Emotional Support

Alegent Behavioral Health	712-246-1901
Alegent Psychiatric Association	712-328-2609
Alzheimer's Greater Chapter of IA – Creston	1-800-272-3900
Area Education Association Support Groups (ADD, Down's Syndrome)	712-623-2559
Catholic Charities	712-328-3086 or 1-800-227-3002
Clarinda Mental Health Institute	712-542-2161
Clarinda Regional Health Center	712-542-2176
Displaced Homemaker IWCC	800-432-5852
Families and Friends of Children with Autism	712-322-7354
Family Service Treatment Services	712-527-3429
Gambling Bets-Off	800-BET-SOFF
Girls & Boys Town Based Services National Hotline	800-448-3000
H.O.P.E. Center (Tues. – Thurs. 10 a.m. to 4 p.m.)	712-542-2122
Heartland Family Services	800-422-1407
Immanuel Family Counseling Center	712-623-7000
International Gamblers Anonymous	1-213-386-8789
Iowa Compass (disabilities)	1-800-779-2001
Iowa Concern Hotline	1-800-447-1985
Iowa Gambling Treatment Program	1-800-Bets-Off
Lutheran Social Service of Iowa	1-866-409-2352
Lutheran Social Services	712-323-1558
Mental Health Case Management	712-542-3584
National Runaway Switchboard	1-800-621-4000
Nishna Productions	712-246-1242
Parkinson's Disease/Alzheimer's Support Group – Clarinda	712-542-5161
Rehabilitation Treatment Services	712-527-9699
S.W. 8 Senior Service	800-432-9209
Shenandoah Medical Center (Childbirth classes, cancer support group, diabetes support, home health care, hospice, prenatal childbirth class, parenting classes, prostate cancer support; overeaters anonymous, widow/widower support group)	712-246-1230
Shenandoah Medical Center Mental Health Service	712-246-7390
Southwest 8 Senior Services	1-800-432-9209
Southwest IA Families	888-486-959
Southwest Iowa Case Management	712-542-3584
Southwest Iowa Families, Inc	712-542-3501 or 1-888-486-9599
Specialized Support Services	1-800-440-7129
Teen Line (24 hrs.)	1-800-443-8336
Teenline	800-443-8336
Terrace View Residential	712-542-3530

Veterans Administration Outpatient Clinic, Shenandoah	712-246-0092
Waubonsie Mental Health Center	712-542-2388 or 1-800-432-1143

Refugee Services

Bureau of Refugee Services	800-362-2780
----------------------------	--------------

Senior Citizen Services

Aging Information and Referral and Alzheimer's Disease	1-800-235-5503
Adult Daycare (Goldenrod Manor)	712-542-5621
Clarinda Senior Center (Lied Center)	712-542-2932
Clarinda Area Volunteers	712-542-2161, ext 13329#
Goldenrod Manor Care Center (skilled nursing facility)	712-542-5621
First Presbyterian Church, Rev. Rick Sleyster - Adult Haven (second and fourth Thurs. of month, 1 to 4 p.m., adult daycare)	712-246-3592
Iowa Department of Elder Affairs	515-242-3333
Iowa Association of Area Agencies on Aging	1-866-468-7887
Iowa Legal Aid (hotline for Iowans 60 and over)	1-800-992-8161
Long-term Care Ombudsman	515-249-7424
Meals on Wheels (Shenandoah Medical Center)	712-246-1230
Meals on Wheels (Clarinda Hospital)	712-542-2176
National Eldercare Locator	1-800-677-1116
Page County Homemaker Services	712-246-2332
Senior Aids (West Central Community Action)	712-246-2585
Senior Health Insurance Information Program	1-800-351-4664
Social Security Administration	1-800-772-1213
Social Security Administration - Creston	641-782-7263 or 1-866-613-2827
Southwest 8 Senior Services	1-800-432-9209
State of Iowa Elder Abuse (24 hrs.)	1-800-362-2178

Transportation

Faith-In Action	712-313-0131
Greyhound Bus Lines (info.)	1-800-231-2222
Iowa Compass (disabilities)	1-800-779-2001
Page County Passengers and Clarinda RIDE taxi	712-542-7950
Southwest Iowa Planning Council	712-243-4196
Southwest Iowa Transit Agency	1-800-842-8065

V. Detail Exhibits

[VVV Research & Development INC]

Patient Origin & Access

[VVV Research & Development INC]

**Drilldown Page County Market - Inpatient Destination Summary Report
For January - December 2009**

	Disch	%	Discharges					Inpatient Days	%	Inpatient Days				
			<18	18-44	45-64	65-74	75+			<18	18-44	45-64	65-74	75+
TOTAL	1,536	100.00%	167	294	256	227	592	5,862	100.00%	331	652	894	931	3,054
Patients to Omaha MSA	133	4.56%	3	17	15	15	20	212	3.62%	6	41	42	44	79
Remainder	723	51.2%	46	85	163	143	349	3208	54.7%	108	209	582	554	1755
SMC MarketShare- NO DM	680	44.27%	118	192	78	69	223	2,442	41.66%	217	402	270	333	1,220
1 Atlantic, Cass Co Mem	1	0.07%	0	0	1	0	0	1	0.02%	0	0	1	0	0
2 Clarinda, Clarinda Reg.	470	30.60%	5	29	92	85	259	1,803	30.76%	12	59	281	327	1,124
3 Corning, Alegent Hlth	7	0.46%	0	0	1	1	5	49	0.84%	0	0	5	3	41
4 Council Bluffs, Alegent H	68	4.43%	2	16	15	15	20	208	3.55%	4	39	42	44	79
5 Council Bluffs, Jennie Ed	65	4.23%	8	10	15	17	15	247	4.21%	16	42	68	59	62
6 Creston, Greater Reg Med	2	0.13%	1	1	0	0	0	4	0.07%	2	2	0	0	0
7 Des Moines, IA, Lutheran	1	0.07%	0	0	0	0	1	9	0.15%	0	0	0	0	9
8 Des Moines, IMMC	6	0.39%	1	1	1	0	3	123	2.10%	6	6	3	0	108
9 Des Moines, Mercy Med	11	0.72%	2	3	0	1	5	106	1.81%	22	11	0	2	71
10 Grinnell, Grinnell Reg	1	0.07%	0	1	0	0	0	4	0.07%	0	4	0	0	0
11 Hamburg, Grape Comm	18	1.17%	1	3	3	5	6	108	1.84%	3	5	5	11	84
12 Harlan, Myrtle Med Center	2	0.13%	1	1	0	0	0	6	0.10%	3	3	0	0	0
13 Iowa City, U of I Hosp	35	2.28%	0	8	21	4	2	184	3.14%	0	23	125	28	8
14 Red Oak, Montgomery Co	165	10.74%	27	28	29	28	53	561	9.57%	45	54	94	120	248
15 Shenandoah, Shen Med Ctr	680	44.27%	118	192	78	69	223	2,442	41.66%	217	402	270	333	1,220
16 Storm Lake, Buena Vista	2	0.13%	1	1	0	0	0	3	0.05%	1	2	0	0	0
17 West Burlington, Grt Rrv	1	0.07%	0	0	0	1	0	1	0.02%	0	0	0	1	0
18 West Des Moines, Meth W	1	0.07%	0	0	0	1	0	3	0.05%	0	0	0	3	0

**Drilldown Page County Market - Inpatient Destination Summary Report
For January - December 2010**

	Disch	%	Discharges					Inpatient Days	%	Inpatient Days				
			<18	18-44	45-64	65-74	75+			<18	18-44	45-64	65-74	75+
TOTAL	1,217	100.00%	125	192	213	179	508	4,743	100.00%	237	416	866	734	2,490
Patients to Omaha MSA	134	11.01%	11	29	38	15	41	441	9.29%	30	86	118	38	169
Remainder	580	47.66%	23	46	112	100	299	2,489	52.49%	38	96	521	410	1,424
SMC MarketShare- NO DM	503	41.33%	91	117	63	64	168	1,813	38.22%	169	234	227	286	897
1 Atlantic, Cass Co Mem	1	0.08%	0	0	0	0	1	1	0.02%	0	0	0	0	1
2 Cedar Rapids, St Luke's	1	0.08%	0	1	0	0	0	3	0.06%	0	3	0	0	0
3 Cherokee, Reg Med Center	1	0.08%	0	0	1	0	0	3	0.06%	0	0	3	0	0
4 Clarinda, Clarinda Reg.	413	33.94%	6	17	88	75	227	1,578	33.27%	12	32	315	246	973
5 Corning, Alegent Hlth	3	0.25%	0	0	1	1	1	12	0.25%	0	0	7	4	1
6 Council Bluffs, Alegent H	75	6.16%	6	19	21	10	19	215	4.53%	19	52	54	20	70
7 Council Bluffs, Jennie Ed	59	4.85%	5	10	17	5	22	226	4.76%	11	34	64	18	99
8 Creston, Greater Reg Med	2	0.16%	1	1	0	0	0	5	0.11%	2	3	0	0	0
9 Des Moines, Broadlawn	1	0.08%	0	1	0	0	0	1	0.02%	0	1	0	0	0
10 Des Moines, IMMC	7	0.58%	0	3	0	0	4	40	0.84%	0	9	0	0	31
11 Des Moines, Mercy Med	2	0.16%	0	1	0	0	1	8	0.17%	0	2	0	0	6
12 Grinnell, Grinnell Reg	1	0.08%	0	0	1	0	0	5	0.11%	0	0	5	0	0
13 Hamburg, Grape Comm	22	1.81%	0	2	6	9	5	119	2.51%	0	3	28	50	38
14 Iowa City, U of I Hosp	10	0.82%	0	3	5	1	1	147	3.10%	0	14	111	9	13
15 LeMars, Floyd Valley	1	0.08%	0	1	0	0	0	1	0.02%	0	1	0	0	0
16 Osceola, Clarke Co	1	0.08%	0	0	0	1	0	1	0.02%	0	0	0	1	0
17 Red Oak, Montgomery Co	114	9.37%	16	16	10	13	59	565	11.91%	24	28	52	100	361
18 Shenandoah, Shen Med Ctr	503	41.33%	91	117	63	64	168	1,813	38.22%	169	234	227	286	897

**"Page County" Market Drilldown - Inpatient Destination Summary Report
For January - December 2011**

	Disch	%	Discharges					Inpatient Days	%	Inpatient Days				
			<18	18-44	45-64	65-74	75+			<18	18-44	45-64	65-74	75+
TOTAL	1,413	92.2%	152	249	225	218	569	5,436	93.0%	299	570	876	1,025	2,666
Patients to Omaha/CB	121	7.9%	19	25	28	17	32	457	7.8%	42	68	111	72	164
Remainder	624	40.6%	28	62	110	115	309	2,688	45.9%	54	167	424	565	1,478
SMC	668	43.5%	105	162	87	86	228	2,291	39.1%	203	335	341	388	1,024
1 Shenandoah, Shen Med Ctr	668	47.3%	105	162	87	86	228	2,291	42.1%	203	335	341	388	1,024
2 Clarinda, Clarinda Reg.	441	31.2%	6	29	81	85	240	1,792	33.0%	11	86	264	352	1,079
3 Red Oak, Montgomery Co	126	8.9%	18	21	9	23	55	599	11.0%	29	39	32	178	321
4 Council Bluffs, Alegent H	74	5.2%	17	19	11	9	18	246	4.5%	37	50	44	34	81
5 Council Bluffs, Jennie Ed	47	3.3%	2	6	17	8	14	211	3.9%	5	18	67	38	83
6 Hamburg, Grape Comm	20	1.4%	0	2	3	3	12	97	1.8%	0	3	8	18	68
7 Iowa City, U of I Hosp	17	1.2%	1	4	10	2	0	142	2.6%	3	25	106	8	0
8 Des Moines, IMMC	8	0.6%	2	2	1	2	1	28	0.5%	8	4	2	9	5
9 Manning, Manning Regional	4	0.3%	0	0	4	0	0	9	0.2%	0	0	9	0	0
10 Atlantic, Cass Co Mem	2	0.1%	0	2	0	0	0	3	0.1%	0	3	0	0	0
11 Corning, Alegent Hlth	2	0.1%	0	0	1	0	1	6	0.1%	0	0	1	0	5
12 Davenport, Genesis	2	0.1%	1	1	0	0	0	7	0.1%	3	4	0	0	0
13 Creston, Greater Reg Med	1	0.1%	0	1	0	0	0	3	0.1%	0	3	0	0	0
14 Jefferson, Greene Co Med	1	0.1%	0	0	1	0	0	2	0.0%	0	0	2	0	0

**Drilldown Fremont County Market - Inpatient Destination Summary Report
For January - December 2009**

	Disch	%	Discharges					Inpatient Days	%	Inpatient Days				
			<18	18-44	45-64	65-74	75+			<18	18-44	45-64	65-74	75+
TOTAL	625	100.00%	50	97	124	98	256	2,715	100.00%	95	272	484	408	1,456
Patients to Omaha MSA	222	35.52%	24	50	51	30	67	776	28.58%	47	119	206	95	309
Remainder	322	51.52%	7	25	61	64	165	1665	61.33%	14	104	229	292	1026
SMC MarketShare- NO DM	81	12.96%	19	22	12	4	24	274	10.09%	34	49	49	21	121
1 Bettendorf, Trinity	1	0.16%	0	0	1	0	0	4	0.15%	0	0	4	0	0
2 Clarinda, Clarinda Reg	1	0.16%	0	0	1	0	0	1	0.04%	0	0	1	0	0
3 Council Bluffs, Alegent H	69	11.04%	6	21	18	7	17	201	7.40%	10	54	45	24	68
4 Council Bluffs, Jennie Ed	153	24.48%	18	29	33	23	50	575	21.18%	37	65	161	71	241
5 Des Moines, Mercy Med	2	0.32%	0	2	0	0	0	7	0.26%	0	7	0	0	0
6 Hamburg, Grape Comm	305	48.80%	7	20	53	62	163	1,578	58.12%	14	63	201	285	1,015
7 Iowa City, U of I Hosp	5	0.80%	0	2	3	0	0	45	1.66%	0	32	13	0	0
8 Manning, Manning Regional	1	0.16%	0	1	0	0	0	2	0.07%	0	2	0	0	0
9 Red Oak, Montgomery Co	7	1.12%	0	0	3	2	2	28	1.03%	0	0	10	7	11
10 Shenandoah, Shen Med Ctr	81	12.96%	19	22	12	4	24	274	10.09%	34	49	49	21	121

**Drilldown Fremont County Market - Inpatient Destination Summary Report
For January - December 2010**

	Disch	%	Discharges					Inpatient Days	%	Inpatient Days				
			<18	18-44	45-64	65-74	75+			<18	18-44	45-64	65-74	75+
TOTAL	563	100.00%	44	78	112	89	240	2,397	100.00%	99	174	426	353	1,345
Patients to Omaha MSA	237	42.09%	25	42	57	27	86	872	36.38%	57	97	199	98	421
Remainder	244	43.35%	3	13	43	53	132	1261	52.61%	11	26	165	217	842
SMC MarketShare- NO DM	82	14.56%	16	23	12	9	22	264	11.01%	31	51	62	38	82
1 Council Bluffs, Alegent H	74	13.14%	11	16	21	7	19	209	8.72%	23	34	65	18	69
2 Council Bluffs, Jennie Ed	163	28.95%	14	26	36	20	67	663	27.66%	34	63	134	80	352
3 Hamburg, Grape Comm	236	41.92%	2	12	39	53	130	1,220	50.90%	7	23	139	217	834
4 Iowa City, U of I Hosp	2	0.36%	0	0	2	0	0	9	0.38%	0	0	9	0	0
5 Red Oak, Montgomery Co	5	0.89%	1	1	1	0	2	18	0.75%	4	3	3	0	8
6 Shenandoah, Shen Med Ctr	82	14.56%	16	23	12	9	22	264	11.01%	31	51	62	38	82
7 Waterloo, Covenant	1	0.18%	0	0	1	0	0	14	0.58%	0	0	14	0	0

**Drilldown Fremont County Market - Inpatient Destination Summary Report
For January - December 2011**

	Disch	%	Discharges					Inpatient Days	%	Inpatient Days				
			<18	18-44	45-64	65-74	75+			<18	18-44	45-64	65-74	75+
TOTAL	584	100.00%	28	81	98	132	245	2,480	100.00%	51	202	399	581	1,247
Patients to Omaha MSA	216	36.98%	12	35	50	49	70	869	35.04%	21	94	175	231	348
Remainder	282	48.29%	0	21	36	70	155	1326	53.47%	0	58	181	285	802
SMC MarketShare- NO DM	86	14.73%	16	25	12	13	20	285	11.49%	30	50	43	65	97
1 Clarinda, Clarinda Reg.	2	0.34%	0	0	1	1	0	2	0.08%	0	0	1	1	0
2 Council Bluffs, Alegent H	68	11.64%	4	11	24	11	18	243	9.80%	7	28	74	41	93
3 Council Bluffs, Jennie Ed	148	25.34%	8	24	26	38	52	626	25.24%	14	66	101	190	255
4 Des Moines, Mercy Med	1	0.17%	0	0	0	0	1	4	0.16%	0	0	0	0	4
5 Greenfield, Adair Co Mem	1	0.17%	0	0	0	1	0	4	0.16%	0	0	0	0	4
6 Hamburg, Grape Comm	273	46.75%	0	20	34	68	151	1,299	52.38%	0	57	179	280	783
7 Iowa City, U of I Hosp	1	0.17%	0	0	1	0	0	1	0.04%	0	0	1	0	0
8 Red Oak, Montgomery Co	3	0.51%	0	0	0	0	3	15	0.60%	0	0	0	0	15
9 Shenandoah, Shen Med Ctr	86	14.73%	16	25	12	13	20	285	11.49%	30	50	43	65	97
10 West Des Moines, West L	1	0.17%	0	1	0	0	0	1	0.04%	0	1	0	0	0

IP_Origm2011_ClarkeCO.xls

Town Hall Attendees Notes & Feedback

[VVV Research & Development INC]

Page/Fremont Counties IA CHNA Roundtable Meeting Date THURS Sept 6 2012 5:30-7pm

#	Firstname	Lastname	Company	Address/City/ST/Zip
1	Clint	Ambrosion DDS	Family 1st Dental	104 East Washington Street, Clarinda, IA 51632
2	Heidi	Beranek	Page County Community of Health	610 Lainson Ct, Council Bluffs, IA 51503
3	Bob	Burchett		1500 S. Elm, Shenandoah, IA 51601
4	Sandy	Cheshire	SMC	1509 South Ave, Essex, IA 51638
5	Karen	Cole	Shenandoah Medical Center CEO	300 Pershing, Shenandoah, IA 51601
6	Gregg	Connell	Shenandoah Chamber & Industry Association	100 Maple Street, Shenandoah, IA 51601
7	Jerry	Crandall	Coin City Council	Box 243, Coin, IA 51636
8	Belinda	DeBolt	Page County Public Health - Director	1208 W. Nishna, Shenandoah, IA 51601
9	Denny	DeWild	Elm Heights	1203 S. Elm, Shenandoah, Ia 51601
10	Gene	Eaton	Edward E. Eaton Law Firm	416 Clay St. Sidney, IA 51652
11	John	Eckmann	SMC	1304 S Elm St., Shenandoah, IA 51601
12	Janice	Engel	Family Crisis Support Network	PO Box 469, Red Oak, IA 51566
13	Marcy	French	Page County Board of Health	1869 170th St., Essex, IA 51638
14	Mary Ann	Gibson	Waubonise Mental Health	1800 N 16th Street, suite #1, Clarinda, IA 51632
15	Scott	Gorlund		504 SW Sheridan Ave Apt 3, Shenandoah, IA 51601
16	Susan	Hannel	SMC	2700 US HWY 59, Shenandoah, IA 51601
17	Dave	Hansal	Grandview Care Center	1200 W Nishua, Shenandoah, IA 51601
18	Michael	Henderson	Serenity Studio	110 S. Elm, Shenandoah, IA 51601
19	Sandy	Hilding	Shenandoah Schools (Principial)	1000 Mustang Drive, Shenandoah, IA 51601
20	Carol	Hornbuckle		4 Simpson PL, Shenandoah, IA 51601
21	Charles Edward	Hornbuckle	Shenandoah Healthcare Foundation	3 Simpson Place, Shenandoah, IA 51601
22	Richard	Hunt	City of Shenandoah (Mayor)	City Hall 500 W. Clarinda Ave., Shenandoah, IA 51601
23	Wayne W.	Johnson	SMC	306 N. Broad Street, Shenandoah IA 51601
24	Roger	Jones		2842 Fremont Ave, Shenandoah, IA 51601
25	Tyler	Kleigl	SMC	301 Sth Elm St., Apt 5, Shenandoah, IA 51601
26	Ed	Kloberdanz	SMC Board of Directors	4077 180th St., Shenandoah, IA 51601
27	Star Ann	Kloberdanz	Shenandoah Healthcare Foundation	4077 180th, Shenandoah, IA 51601
28	Dave	Lashier	SMC Board of Directors (Chairman)	8 Country Club Lane, Shenandoah, IA 51601
29	Jeannine	Liljedahl	Shenandoah Healthcare Foundation	1306 C Avenue, Essex, IA 51638
30	Joy	Lindburg	Shenandoah Medical Center	300 Pershing, Shenandoah, IA 51601
31	Linda	Lloyd	Shenandoah Healthcare Foundation	53 West Ridge, Shenandoah, IA 51601
32	Deb	McCalla	Westridge Quality Care & Rehabilitation	600 Manor Drive, Clarinda, IA 51632
33	Marie E.	Miller	City of Coin	212 First St. Coin, IA
34	John	Nelson		Box 265, Coin, IA 51636
35	Elaine	Otte	Clarinda Hospital	1406 Chestnut Street, Atlantic IA
36	Lester	Racine	Coin City Council	Box 243, Coin, IA 51636
37	Keli	Royal	SMC	13305 Adams St, Omaha, NE 68137
38	Patti	Sauvain	Nebraska Medical Center	300 Pershing, Shenandoah, IA 51601
39	Barb	Sjulin	Shenandoah Healthcare Foundation	806 Page Shenandoah, IA 51601
40	Shelly	Smith	Shenandoah Chamber and Industry Association	614 W Tarkio St Clarinda, IA 51632
41	Marlin	Tillman	Ambassadors Action Club	1195 190th, Shenandoah, IA 51601
42	Louise	Walker	SMC Home Health & Hospice	300 Park Avenue, Shenandoah, IA 51601
43	Stephanie	Wood	Aikels Care Home Health	600 South Fremont St, Shenandoah, IA

**Shenandoah Town Hall
September 6, 2012
5:30 - 7:30 pm**

WHITE CARD: PARTICIPANT NOTES

In Attendance – 42 (18 Cards, xx Sheet Additions, xx Not Signed In – Late Arrivals)

- Table 1: 6
- Table 2: 6
- Table 3: 7
- Table 4: 6
- Table 5: 6
- Table 6: 5
- Table 7: 6
- Table 8:
- Table 9:
- Table 10:
 - *Approximately 12 people in attendance took online/paper survey prior to attendance.*

In Attendance:

- Providers
- Elected Officials
- City Employees
- Business Owners
- Mothers
- Seniors
- Department of Health
- School Officials
- Nursing Home

Review Current County "Health Status" (Tabs 1-10)

- Need to know how many school nurses at each facility
- Unemployment numbers (Page and Freemont both higher than CAH Norm) seem to be higher than reflected by the community
- Vision Screening is happening in the elementary schools
- Need to look at the amount of Free and Reduced Lunch
- Water Quality Debated. Air Quality not a concern.
- Three cases of West Nile but no deaths

COMMUNITY PERSPECTIVE QUESTIONS:

WHAT IS OCCURING THAT MIGHT AFFECT OUR CARE?

- Flood and drought conditions
- Population getting older
- Smoking in young people
- Fremont County possibly losing doctors
- Health care reform
- Transportation Access to care
- Losing talent (youth going to college and not coming back)

STRENGTHS

- New fitness facilities
- Number of physicians
- Excellent surgeons
- Health fair
- Children's health fair
- Certified Nurses in both Shenandoah schools
- Fitness trail
- State of the art facilities in Clarinda with MRI machine
- Low poverty level in area?
- Veteran Health Care
- 2 Wellness Centers
- Cancer care and Kidney Dialysis
- Surgical Suites
- Life flight helicopter
- OBGYN
- Charity Care
Psychiatrist

AREAS OF IMPROVEMENT

Child and Infant Immunization
Transportation
Internet / telecommunications infrastructure
Uninsured/underinsured
Telemedicine
Eye Care for veterans
Cardiovascular access
Medical technology
Catastrophic planning
Medicare fraud
Mammography

Primary Care Access in Fremont CO
Drug Assistance
Economic Development
Senior Care
Suicide prevention in School
Keep and retain doctors, nurses, paramedics
Domestic or Sexual Abuse
Education of existing services
Layout of SMC
Psychiatrist
Pediatrician
Collaboration Between SMC and Clarinda
Education of Existing Facilities
Obesity
Teen Pregnancy
Sidewalks around Schools
Safe Walking and Biking Path
Healthy Food

Community Health Needs Assessment

Page/Fremont County, KS (White cards)

c1	c2	c3	What are the strengths of our community that contribute to health ?
ACC	HSPT	DIAL	All services hospital provides; dialysis
ACC	FIT	NUTR	Facilities are improving; there are more fitness and nutrition centers
CANC	WELL	ACC	Cancer center; 3 hospitals; 2 wellness centers; collaboration between 2 counties
DOCS	CAN	ACC	Number of Physicians available; cancer center; state of the art medical equipment; 3 hospitals in 2 counties; wellness center; collaboration between two counties; OBGYN
EQUIP	SUR		State of the art medical equipment; excellent surgeon (laparoscopic)
FIT	TRANS	DOCS	3 fitness centers in county; transportation between local hospital and city hospital; local number of doctors
FIT	WELL	ACC	New procedures; health fair; children's health fair; fitness/wellness programs and facilities
FIT	HSPT		Planning to build new fitness center; very good hospital
HDPT			County health department
HH	WELL	FIT	After care; wellness and fitness
HLTH			Health fair; children's health fair
HSPT			3 community access hospitals
MRI	ACC		Clarinda has MRI machine; state of the art facilities
POV			Poverty Level is low
PRIM			Number of primary care providers
REHB	WELL	FOOD	Rehab Program; wellness center; healthy food environment
SR	ACC		Care of elderly; access to care
WELL	FIT	ACC	Blue zones; promotion of community betterment for physical activity and nutrition; exercise facilities; collaboration between counties; 3 hospitals
WELL			Wellness centers
WELL	DIAL	ONC	Wellness facilities; acute care; kidney dialysis and cancer center

Community Health Needs Assessment

Page/Fremont County, KS (White cards)

c1	c2	c3	Are there healthcare services in your community / neighborhood that you feel need to be improved and / or changed?
ACC	CARD	OTHR	Fremont physician access; cardiovascular care; oncology; uninsured, healthy foods
AGE	SOC	DRUG	Length of life; inadequate social support; drugs/alcohol; cancer; domestic abuse resources
ALC	DRUG		Alcohol/drug treatment and recovery
BH	FAM	SUB	Mental health and family services; drug and alcohol use; family units/values
COMM	EYE	ORAL BH	Community to be educated about services offered; vision exams; oral exams; behavior health
COST			Cost of health care
DOCS	VA	PHAR	Keep and retain good doctors nurses and paramedics; expand veterans hospital services; be able to get prescriptions filled at VA
DRUG	PED	OTHR	Drug assistance; pediatrician; psychiatry; surgery; domestic abuse; cardiovascular care; VA eye care; telemedicine; telecommunication; Medicare fraud
FAM	BH	MISC	Family planning; smoking; immunization; obesity; taking care of veteran's especially mental health
FIT	VACC	OBES	Low to no cost physical activity opportunities; immunization; obesity
FIT	CLEAN	OTHR	Physical inactivity; cleaner air/water; teen pregnancies; health care costs; length of life; inadequate social support immunizations; mental health support; low nursing mothers; communication about abuse; Medicare fraud; obesity; cancer screenings; mammograms
FOOD	COMM	OTHR	Healthy food available; safe walking and biking paths; collaboration between SMC and Clarinda; drug assistance program; smoking; obesity; morbidity rate; breast feeding; exercise; poverty; prenatal care; elderly care; teenage pregnancy; immunization rate; suicide prevention in schools
INSU	VACC		Number of uninsured; adolescent immunizations
OBES	SMOK	ALC	Adult obesity; childhood obesity; smoking; drugs; alcohol abuse; young single mothers
OBES	KIDS	INSU	Obesity; childcare; uninsured; welfare; mental health; drug – alcohol
OBES	FIT	COMM	Obesity; exercise; immunization; young mothers; uninsured; collaboration between SMC and Clarinda
OBES	TPRG	FIT SMOK	Obesity; teen birth; exercise; smoking
OPER			Streamline Healthcare; Better access to persons health records; efficiency of admissions – clinic hospital
POV	COMM		Number of children at poverty level; more education in community; re healthcare
SMOK	DRUG	INSU	Smoking; drugs; uninsured
SMOK	SHLTH	CHRON	Smoking; school assessment of vision/hearing/dental; heart disease; obesity; diabetic screening
SNUR	DENT		School nurse; need 1 at each school; student dental screening
SR	ALZ		Better dementia and Alzheimer's treatment and assistance with daily care; shower facilities
TPRG	BRST	SMOK	Births to unmarried women; children in single parent households; percent breast feeding; smoking; obesity; immunization
TPRG	VACC		Education on birth control in high school or junior high; vaccination rates for kids

Community Health Needs Assessment

Page/Fremont County, KS (White cards)

c1	c2	c3	Are there healthcare services in your community / neighborhood that you feel need to be improved and / or changed?
TPRG	OBES		Single mothers; obesity; combine schools
TPRG	MAM	WELL	Unmarried mothers; single parents: mammograms; wellness that is affordable or welcoming to all
TRAN	COMM	ACC	Public transportation; educate baby boomers; utilization of WIC; economic access to insurance; smoking; access to fresh foods
VACC	BRST		Children shots by 24 months; nursing mothers
VACC	MAM	PNEO	Immunization; mammograms; low weight births; prenatal care; mental health services
VACC			Infant vaccination
VACC	BH	OBES	Percent of infants fully immunized; mental health; obesity; teenage pregnancy
WATR			Water quality

KEY - CHNA Open End Comments

Code	HC Themes	CODE	Physician Specialty
ACC	Access to Care		Primary Care:
AGE	Aging (Senior Care / Assistance)	FP	Family Practice
AIR	Air Quality	IM	Internal Medicine
ALC	Alcohol	OBG	Obstetrics/Gynecology
ALCU	Underage Drinking	PEDS	Pediatrics
ALT	Alternative Medicine		
ALZ	Alzheimers		Medicine Specialists:
AMB	Ambulance Service	ALL	Allergy/Immunology
AUD	Auditory	CARD	Cardiology
BACK	Back / Spine	DERM	Dermatology
BD	Blood Drive	ENDO	Endocrinology **
BH	Mental Health Services	GAS	Gastroenterology
BIRT	Low Birth Weight	ONC	Oncology/RADO
BRST	Breastfeeding	IFD	Infectious Diseases
CANC	Cancer	NEP	Nephrology **
CHEM	Chemotherapy	NEU	Neurology
CHIR	Chiropractor	PSY	Psychiatry
CHRON	Chronic Diseases	PUL	Pulmonary
COMM	Communication	RHE	Rheumatology
DENT	Dentists		
DIAB	Diabetes		Surgery Specialists:
DIAL	Dialysis	SUR	General Surgery
DOCS	Physicians	NEUS	Neurosurgery
DOH	Public Health Department	OPHT	Ophthalmology
DRUG	Substance Abuse (Drugs / Rx)	ORTH	Orthopedics
ECON	Economic Development	ENT	Otolaryngology (ENT)
EMRM	Emergency Room	PLAS	Plastic/Reconstructive
EMS	EMS	VAST	Thoracic/Cardiovascular/Vascular
EYE	Eye Doctor / Optometrist	URL	Urology
FAC	Facility		
FAM	Family Planning Services		Hospital Based:
FINA	Financial Aid	AES	Anesthesia/Pain
FIT	Fitness / Exercise	EMER	Emergency
FLU	Pneumonia / Flu	RAD	Radiology
FOOT	Podiatrist	PATA	Pathology
GEN	General Practitioner	NEO	Neonatal/Perinatal * ABP 06
GOV	Government	PHY	Physical Medicine/Rehab
H2O	Water Quality		
HEM	Hematologist		Ad'l Codes:
HH	Home Health	PRIM	Primary Care
HIV	HIV / AIDS	PROS	Prostate
HOSP	Hospice	REC	Recreation
HRT	Heart Care	RESP	Respiratory Disease
INSU	Uninsured/Underinsured	SMOK	Smoking
IP	Inpatient Services	SNUR	School Nurse
KID	Child Care	SPEC	Specialist Physician care
LEAD	Lead Exposure	SS	Social Services
MAMO	Mammogram	STD	Sexually Transmitted Diseases
NEG	Neglect	STFF	Medical Staff
NH	Nursing Home	STRK	Stroke
NUTR	Nutrition	SUIC	Suicide
OBES	Obesity	THY	Thyroid
OP	Outpatient Services	TOB	Tobacco Use
ORAL	Oral Surgery	TPRG	Teen Pregnancy
OTHR	Other	TRAN	Transportation
OZON	Ozone	TRAU	Trauma
PAIN	Pain Management	VACC	Vaccinations
PHAR	Pharmacy	VIO	Abuse / Violence
PNEO	Prenatal	WAIT	Wait Times
POV	Poverty	WELL	Wellness Education
PREV	Preventative Healthcare	WIC	WIC Program

Public Notice & Invitation

[VVV Research & Development INC]

Shenandoah Medical Center in partnership with Page County Public Health launches Community Health Needs Assessment

Date: July 16, 2012

For Immediate Release

Media Contact: Valley News Today, Clarinda Herald-Journal, KMA Radio,

Sidney Argus-Herald, Hamburg Reporter

In hopes of gathering up to date health needs information, Shenandoah Medical Center and Page County Public Health are launching an extensive community health assessment to meet both federal and state mandates.

To gather the necessary information for this assessment, a comprehensive paper / online survey will be sent on July 23rd to a random sample of 1000 residents in both Page and Fremont counties. **<Please note: If you would like to participate and do not receive a paper survey, please log into <https://www.surveymonkey.com/s/5LNNYYB> to take survey online.** Additionally, there will be a limited supply of paper surveys that can be obtained at either the Page County Public Health located at 1208 W Nishna Road (Suite B), Shenandoah IA or at Shenandoah Medical Center (main entrance) located 300 Pershing Avenue, Shenandoah IA .

It is important that these surveys be completed and returned by Friday August 24th, 2012.

Participants who choose to take the survey will answer questions dealing with health related topics such as diet/nutrition, exercise, health concerns, and access to care, etc. All survey responses are anonymous and completing the survey takes less than 10 minutes. VVV Research & Development, Inc., an independent research firm from Olathe Kansas, has been retained to conduct this research. All business replies will be sent to CHNA 7830 Barton, Lenexa KS 66214.

In addition, residents interested in discussing and prioritizing future health initiatives will have their chance on Thursday evening September 6th, 2012. More information on how to participate will be released in a few weeks.

For more information about the survey, call Page County Public Health (712-246-2332) and/or Tom Alwine, Administrative Intern (SLU) from Shenandoah Medical Center (712-246-7287).



Community Health Needs Assessment Survey Deadline Extended to Tuesday August 28th 2012

**Date: August 9, 2012
For Immediate Release
Media Contact:**

REMINDER: In order to allow for more participation, the Page & Fremont Community Health Needs Assessment survey deadline has been **extended to Tuesday August 28th 2012.**

Last month, over 1000 Page and Fremont County residents were randomly selected and mailed a paper survey. **If you did not receive a survey in the mail you can still share your thoughts & perceptions regarding health delivery, access, and practices.** Please either pickup a paper survey (limited supply) at the Shenandoah Medical Center or Page County Health Department or visit <https://www.surveymonkey.com/s/5LNNYYB> to complete the survey online.

Participants who choose to take the survey will answer questions dealing with health related topics such as diet/nutrition, exercise, health concerns, and access to care, etc. All survey responses are anonymous and results of the survey will provide guidance to address local health care needs.

This community assessment is sponsored by Shenandoah Medical Center and Page County Department of Health. Karen Cole, CEO of SMC, states "While federal and state regulations require this process, the survey is a great opportunity for individuals to communicate what they perceive as the healthcare priorities for their community."

For more information, please contact Shenandoah Medical Center at (712) 246-7391.



Community Health Needs Assessment Survey Deadline Extended to Tuesday August 28th 2012

Date: August 9, 2012

For Immediate Release

Media Contact: Valley News Today, Clarinda Herald-Journal, KMA Radio,
Sidney Argus-Herald, Hamburg Reporter

REMINDER: In order to allow for more participation, the Page & Fremont Community Health Needs Assessment survey deadline has been **extended to Tuesday August 28th 2012.**

Last month, over 1000 Page and Fremont County residents were randomly selected and mailed a paper survey. **If you did not receive a survey in the mail you can still share your thoughts & perceptions regarding health delivery, access, and practices.** Please either pickup a paper survey (limited supply) at the Shenandoah Medical Center or Page County Health Department or visit <https://www.surveymonkey.com/s/5LNNYYB> to complete the survey online.

Participants who choose to take the survey will answer questions dealing with health related topics such as diet/nutrition, exercise, health concerns, and access to care, etc. All survey responses are anonymous and results of the survey will provide guidance to address local health care needs.

This community assessment is sponsored by Shenandoah Medical Center and Page County Department of Health. Karen Cole, CEO of SMC, states "While federal and state regulations require this process, the survey is a great opportunity for individuals to communicate what they perceive as the healthcare priorities for their community."

For more information, please contact Shenandoah Medical Center at (712) 246-7391.

August 10, 2012

Dear Community Leader:

Shenandoah Medical Center in partnership with Page County Public Health is conducting an assessment to later understand the health needs of our community. In order to make sure that community members are involved in this process, you are invited to a Town Hall meeting where we will discuss current health care trends. This Town Hall meeting will be an opportunity for you to share your experiences and suggestions to improve health care delivery within our community and county. Shenandoah Medical Center has retained the services of Vince Vandelaar, principal consultant at VVV Research and Development, Inc. from Olathe, KS to facilitate this meeting and generate a report.

All Town Hall input will be integrated into a public community health needs assessment report. Please remember that this is your chance to join us for this very important community discussion and tell us what you think.

If you are unable to attend the meeting outlined below, please consider sending a representative.

Page & Fremont County Town Hall Meeting:

Where: **Delmonico Rm, Shenandoah Chamber & Industry**, 100 S. Maple St, Shenandoah, IA

When: **Thursday, September 6th 2012**

Time: **5:30 – 7:00 pm**; light dinner will be provided

For more information about the CHNA Town Hall, call Page County Public Health (712-246-2332) and/or Shenandoah Medical Center (712-246-7391). Again we look forward to seeing you at this meeting and thank you for your participation.

Karen Cole, CEO Shenandoah Medical Center
Belinda DeBolt, Administrator Page County Public Health

Primary Research Detail

[VVV Research & Development INC]

2012 Community Health Needs Assessment: Page County, Iowa

We need your input. Shenandoah Medical Center and Page County Public Health are working together to conduct a community health needs assessment. (For more information call (712) 246-2332)

With U.S. Health Reform comes legislation to collect public opinion regarding community health care needs & preferences. In order to gather this information, a confidential survey has been developed (for research purposes only). Thank you for your participation.

If you prefer, you can complete this same survey online by copying the following link into your browser:
<https://www.surveymonkey.com/s/5LNNYYB> **Survey returns are due on Friday, August 24th, 2012.**

Part I: HEALTHCARE PERCEPTIONS & SATISFACTION

1. In general, how would you rate the overall quality of the healthcare delivered to your community?

	Very Good	Good	Fair	Poor	Very Poor
OVERALL Quality of Care	<input type="radio"/>	<input type="radio"/>	<input type="radio"/>	<input type="radio"/>	<input type="radio"/>

2. How satisfied are you with each of the following: (Check one box per row)

	Very Good	Good	Fair	Poor	Very Poor	N/A
a) Ambulance Service	<input type="radio"/>	<input type="radio"/>	<input type="radio"/>	<input type="radio"/>	<input type="radio"/>	<input type="radio"/>
b) Child Care	<input type="radio"/>	<input type="radio"/>	<input type="radio"/>	<input type="radio"/>	<input type="radio"/>	<input type="radio"/>
c) Chiropractor	<input type="radio"/>	<input type="radio"/>	<input type="radio"/>	<input type="radio"/>	<input type="radio"/>	<input type="radio"/>
d) Dentists	<input type="radio"/>	<input type="radio"/>	<input type="radio"/>	<input type="radio"/>	<input type="radio"/>	<input type="radio"/>
e) Emergency Room	<input type="radio"/>	<input type="radio"/>	<input type="radio"/>	<input type="radio"/>	<input type="radio"/>	<input type="radio"/>
f) Eye Doctor / Optometrist	<input type="radio"/>	<input type="radio"/>	<input type="radio"/>	<input type="radio"/>	<input type="radio"/>	<input type="radio"/>
g) Family Planning Services	<input type="radio"/>	<input type="radio"/>	<input type="radio"/>	<input type="radio"/>	<input type="radio"/>	<input type="radio"/>
h) Home Health	<input type="radio"/>	<input type="radio"/>	<input type="radio"/>	<input type="radio"/>	<input type="radio"/>	<input type="radio"/>
i) Hospice	<input type="radio"/>	<input type="radio"/>	<input type="radio"/>	<input type="radio"/>	<input type="radio"/>	<input type="radio"/>
j) Inpatient Services	<input type="radio"/>	<input type="radio"/>	<input type="radio"/>	<input type="radio"/>	<input type="radio"/>	<input type="radio"/>
k) Mental Health Services	<input type="radio"/>	<input type="radio"/>	<input type="radio"/>	<input type="radio"/>	<input type="radio"/>	<input type="radio"/>
l) Nursing Home	<input type="radio"/>	<input type="radio"/>	<input type="radio"/>	<input type="radio"/>	<input type="radio"/>	<input type="radio"/>
m) Outpatient Services	<input type="radio"/>	<input type="radio"/>	<input type="radio"/>	<input type="radio"/>	<input type="radio"/>	<input type="radio"/>
n) Pharmacy	<input type="radio"/>	<input type="radio"/>	<input type="radio"/>	<input type="radio"/>	<input type="radio"/>	<input type="radio"/>
o) Primary Care	<input type="radio"/>	<input type="radio"/>	<input type="radio"/>	<input type="radio"/>	<input type="radio"/>	<input type="radio"/>
p) Public Health Department	<input type="radio"/>	<input type="radio"/>	<input type="radio"/>	<input type="radio"/>	<input type="radio"/>	<input type="radio"/>
q) School Nurse	<input type="radio"/>	<input type="radio"/>	<input type="radio"/>	<input type="radio"/>	<input type="radio"/>	<input type="radio"/>
r) Specialist Physician Care	<input type="radio"/>	<input type="radio"/>	<input type="radio"/>	<input type="radio"/>	<input type="radio"/>	<input type="radio"/>

Other (please specify)

3. Over the past 2 years, did you or your household receive health care services outside of your county?

Yes No

If yes, please specify the healthcare services you received

4. Are there healthcare services in your community / neighborhood that you feel need to be improved and / or changed? (Please be specific)

5. In your opinion, how much of a problem are the following causes of diseases or disability in your community? (Check one box per row)

	Not a Problem	Somewhat of a Problem	Major Problem	Don't Know
a) Cancer	<input type="radio"/>	<input type="radio"/>	<input type="radio"/>	<input type="radio"/>
b) Diabetes	<input type="radio"/>	<input type="radio"/>	<input type="radio"/>	<input type="radio"/>
c) Drugs / Alcohol	<input type="radio"/>	<input type="radio"/>	<input type="radio"/>	<input type="radio"/>
d) Heart Disease	<input type="radio"/>	<input type="radio"/>	<input type="radio"/>	<input type="radio"/>
e) HIV / AIDS	<input type="radio"/>	<input type="radio"/>	<input type="radio"/>	<input type="radio"/>
f) Mental Disorders	<input type="radio"/>	<input type="radio"/>	<input type="radio"/>	<input type="radio"/>
g) Obesity	<input type="radio"/>	<input type="radio"/>	<input type="radio"/>	<input type="radio"/>
h) Pneumonia / Flu	<input type="radio"/>	<input type="radio"/>	<input type="radio"/>	<input type="radio"/>
i) Respiratory Disease	<input type="radio"/>	<input type="radio"/>	<input type="radio"/>	<input type="radio"/>
j) Sexually Transmitted Diseases	<input type="radio"/>	<input type="radio"/>	<input type="radio"/>	<input type="radio"/>
k) Stroke	<input type="radio"/>	<input type="radio"/>	<input type="radio"/>	<input type="radio"/>
l) Suicide	<input type="radio"/>	<input type="radio"/>	<input type="radio"/>	<input type="radio"/>
m) Trauma	<input type="radio"/>	<input type="radio"/>	<input type="radio"/>	<input type="radio"/>

Other (please specify)

6. How well do you feel our local healthcare providers are doing in addressing the health needs of the following age groups? (Check one box per row)

	Very Good	Good	Fair	Poor	Very Poor	N/A
Infants	<input type="radio"/>	<input type="radio"/>	<input type="radio"/>	<input type="radio"/>	<input type="radio"/>	<input type="radio"/>
Age 1- 12	<input type="radio"/>	<input type="radio"/>	<input type="radio"/>	<input type="radio"/>	<input type="radio"/>	<input type="radio"/>
Age 13 - 17	<input type="radio"/>	<input type="radio"/>	<input type="radio"/>	<input type="radio"/>	<input type="radio"/>	<input type="radio"/>
Age 18 - 44	<input type="radio"/>	<input type="radio"/>	<input type="radio"/>	<input type="radio"/>	<input type="radio"/>	<input type="radio"/>
Age 45 - 64	<input type="radio"/>	<input type="radio"/>	<input type="radio"/>	<input type="radio"/>	<input type="radio"/>	<input type="radio"/>
Age 65 - 84	<input type="radio"/>	<input type="radio"/>	<input type="radio"/>	<input type="radio"/>	<input type="radio"/>	<input type="radio"/>
Over 85	<input type="radio"/>	<input type="radio"/>	<input type="radio"/>	<input type="radio"/>	<input type="radio"/>	<input type="radio"/>

7. Does our community need any additional healthcare providers?

Yes No

If yes, please specify what is needed:

**8. In your opinion, what areas need additional education or attention in our community?
(Check all that apply)**

- | | | |
|---|---|---|
| <input type="checkbox"/> a) Abuse / Violence | <input type="checkbox"/> i) Mental Illness | <input type="checkbox"/> q) Sexually Transmitted Diseases |
| <input type="checkbox"/> b) Aging (Dementia) | <input type="checkbox"/> j) Neglect | <input type="checkbox"/> r) Suicide |
| <input type="checkbox"/> c) Alcohol | <input type="checkbox"/> k) Nutrition | <input type="checkbox"/> s) Teen Pregnancy |
| <input type="checkbox"/> d) Alternative Medicine | <input type="checkbox"/> l) Obesity | <input type="checkbox"/> t) Tobacco Use |
| <input type="checkbox"/> e) Child Care | <input type="checkbox"/> m) Ozone | <input type="checkbox"/> u) Uninsured / Underinsured |
| <input type="checkbox"/> f) Chronic Diseases | <input type="checkbox"/> n) Pain Management | <input type="checkbox"/> v) Vaccinations |
| <input type="checkbox"/> g) Family Planning / Birth Control | <input type="checkbox"/> o) Poverty | <input type="checkbox"/> w) Water Quality |
| <input type="checkbox"/> h) Lead Exposure | <input type="checkbox"/> p) Preventative Healthcare | <input type="checkbox"/> x) Wellness Education |

Other (please specify)

PART II: YOUR HEALTH PRACTICES

9. In general, how would you best describe your health? (Choose one)

- Very Good
 Good
 Fair
 Poor
 Very Poor

10. Compared to a year ago, how would you rate your overall health now?

- Much better than a year ago
 About the same
 Much Worse than a year ago

11. Does your household have a provider you use for primary care?

- Yes
 No

If Yes, Please give Physician's name / Specialty / City

12. Have you had a physical in the past 12 months?

- Yes
 No

If no, why not? (Be specific)

13. Check which health practices you follow: (Check one box per row)

	Yes	No	N/A
If over 50, have you had a colonoscopy?	<input type="checkbox"/>	<input type="checkbox"/>	<input type="checkbox"/>
If male over 40, do you have annual prostate exams?	<input type="checkbox"/>	<input type="checkbox"/>	<input type="checkbox"/>
If female over 30, do you have annual mammograms?	<input type="checkbox"/>	<input type="checkbox"/>	<input type="checkbox"/>
If female, do you have a pap smear every other year?	<input type="checkbox"/>	<input type="checkbox"/>	<input type="checkbox"/>
Do you get 2.5 hours a week of Moderately intense physical activity?	<input type="checkbox"/>	<input type="checkbox"/>	<input type="checkbox"/>

14. Please complete sentence below. Are you:

- | | Yes | No | N/A |
|---|--------------------------|--------------------------|--------------------------|
| a) Eating Right (Daily5+servings-fruits/veg/wheat)? | <input type="checkbox"/> | <input type="checkbox"/> | <input type="checkbox"/> |
| b) Using tobacco products weekly? | <input type="checkbox"/> | <input type="checkbox"/> | <input type="checkbox"/> |
| c) Exercising 2-3 times weekly? | <input type="checkbox"/> | <input type="checkbox"/> | <input type="checkbox"/> |
| d) Consuming alcohol (more than 1 drink daily)? | <input type="checkbox"/> | <input type="checkbox"/> | <input type="checkbox"/> |
| e) Receiving an annual flu shot? | <input type="checkbox"/> | <input type="checkbox"/> | <input type="checkbox"/> |

Part III: A LITTLE MORE ABOUT YOU

15. What is your age?

- Under 18 18 - 44 45 - 64 65 - 74 Over 75

16. Your gender?

- Male Female

17. How would you identify yourself?

- a) Caucasian / White American d) American Indian / Native Alaskan
 b) African American / Black American e) Asian American / Pacific Islander
 c) Latino / Hispanic American f) Multicultural / Multiracial

Other (please specify)

18. How would you describe your household?

- Single Married with children no longer at home
 Married Divorced
 Married with children at home Other _____

19. Regarding your health insurance coverage, what type of health coverage is your primary plan? (Choose one)

- Private Insurance (you purchased) Covered by Employer (employer pays total cost)
 Medicare Covered by Employer (you & employer share cost)
 Medicaid No Coverage (Uninsured)

Other (please specify)

20. What is your home 5 digit zip code and county?

Zip:

Thank you. Please return completed survey with enclosed business reply envelope.

Community Healthcare Needs Assessment 2012				
	KS CHNA NORM N=2891	%	Page / Fremont N=301	%
What is your age?				
Under 18 (omit)	2	0.1%	1	0.4%
18 - 44	765	29.1%	66	23.3%
45 - 64	1169	44.4%	116	41.0%
65 - 74	366	13.9%	57	20.1%
Over 75	328	12.5%	43	15.2%
<i>Totals</i>	2630	100.0%	283	
Your gender?				
	KS CHNA NORM N=2891	%	Page / Fremont N=301	%
Male	642	25.0%	76	28.0%
Female	1927	75.0%	195	72.0%
<i>Totals</i>	2569	100.0%	271	
How would you identify yourself?				
	KS CHNA NORM N=2891	%	Page / Fremont N=301	%
a) Caucasian / White American	2520	95.7%	275	98.2%
b) African American / Black American	28	1.1%	0	0.0%
c) Latino / Hispanic American	31	1.2%	1	0.4%
d) American Indian / Native Alaskan	9	0.3%	0	0.0%
e) Asian American / Pacific Islander	13	0.5%	3	1.1%
f) Multicultural / Multiracial	10	0.4%	1	0.4%
Other (please specify)	23	0.9%	3	1.1%
<i>Totals</i>	2634	100.0%	283	
How would you describe your household?				
	KS CHNA NORM N=2891	%	Page / Fremont N=301	%
Single	444	16.9%	47	16.7%
Married	617	23.5%	71	25.2%
Married with children at home	665	25.4%	63	22.3%
Married with children no longer at home	528	20.1%	57	20.2%
Divorced	183	7.0%	26	9.2%
Other	185	7.1%	18	6.4%
<i>Totals</i>	2622	100.0%	282	
Regarding your health insurance coverage..				
	KS CHNA NORM N=2891	%	Page / Fremont N=301	%
Private Insurance you purchased	364	13.2%	52	18.5%
Medicare	545	19.7%	78	27.8%
Medicaid	33	1.2%	7	2.5%
Covered by Employer (employer pays total cost)	264	9.5%	30	10.7%
Covered by Employer (you & employer share cost)	1267	45.8%	104	37.0%
No Coverage (Uninsured)	106	3.8%	10	3.6%
Other (please specify)	189	6.8%	14	4.7%
<i>Totals</i>	2768	100.0%	295	

Community Healthcare Needs Assessment 2012

	Home 5 digit zip code?	SMC Primary Service		Page / Fremont N=301	%	County
		Holds 11	Sent	Replies		
Grand Total		9477	1024	301	29.4%	
51601	SHENANDOAH	2556	316	135	42.7%	Page
51632	CLARINDA	2614	311	64	20.6%	Page
51638	ESSEX	548	65	17	26.2%	Page
51636	COIN	194	21	3	14.3%	Page
51631	BRADDYVILLE	140	16	1	6.3%	Page
51637	COLLEGE SPRINGS	92	8	1	12.5%	Page
51630	BLANCHARD	77	11	3	27.3%	Page
51647	NORTHBORO	65	9	1	11.1%	Page
51651	SHAMBAUGH	40	7	0	0.0%	Page
51656	YORKTOWN	8	5	0	0.0%	Page
51640	HAMBURG	795	60	9	15.0%	Fremont
51652	SIDNEY	677	61	18	29.5%	Fremont
51653	TABOR	595	46	3	6.5%	Fremont
51639	FARRAGUT	368	31	12	38.7%	Fremont
51654	THURMAN	193	18	0	0.0%	Fremont
51650	RIVERTON	147	12	0	0.0%	Fremont
51649	RANDOLPH	143	13	1	7.7%	Fremont
51648	PERCIVAL	117	5	0	0.0%	Fremont
51645	IMOGENE	108	9	1	11.1%	Fremont
	NO Zip given			32		

CHNA Primary Research - Page/Fremont Counties N=301						
Zip	Area HC rating	Your HC status	c1	c2	c3	Over the past 2 years, did you or your household receive health care services outside of your county?
51632	Very Good	Good	ALL			Yes Allergist in Omaha
51601	Good	Good	ALL	EYE		Yes Allergy Specialist. Eye Care Specialist.
51601	Fair	Good	ALL			Yes asthma & allergy Specialist for allergy, dermatologist, minor cosmetic surgery to repair daughter's scar.
51601	Fair	Good	ALL	DERM	PLAS	Yes
51632	Good	Fair	BACK	ORTH		Yes Back - Knee
51601	Very Good	Good	CANC	ONC		Yes breast cancer surgery with intraoperative radiation
51653	Fair	Good	CANC	ONC		Yes Doctors at Methodist Cancer Center, Omaha.
51601	Fair	Good	CARD			Yes Cardiac care
51601	Fair	Good	CARD			Yes cardiologist @ Creighton
51640	Good		CARD	NEU	ENT	Yes Cardiologist, Neurologist, ENT
51601		Fair	CARD	VAST		Yes Had a pace maker
51632	Good	Good	CARD			Yes Heart, Bryan LDH
51601		Good	CARD			Yes Lincoln, heart institute.
51640	Very Good	Good	CARD	VAST		Yes Seen CA Dr in Omaha, Had Surgery in Jennie Ed
51601	Very Good	Very Good	CHIR			Yes Chiropractic
51601	Good	Very Good	DENT			Yes Dental
51601	Good	Good	DENT			Yes Dental
51649	Very Good	Poor	DENT			Yes Dental
51652		Very Good	DENT	EYE		Yes Dental and Eye care in Shenandoah, Page County.
51639	Good	Fair	DENT	ALL		Yes Dental Specialists, Asthma Doctor
51652	Fair	Fair	DENT	EYE		Yes Dentist. Eye Doctor.
51601	Very Good	Good	DENT			Yes Orthodontic care for daughter
51652	Good	Very Good	DENT			Yes SPECIALIST(ORTHO)
51601	Very Good	Very Good	DENT	CHIR	SPEC	Yes We live in Fremont County but get all of our health care, including dentistry and chiropractic, in Page County. We have also seen medical specialists in Omaha.
51601	Fair	Good	DERM	PRIM	EYE	Yes Dermatologist, primary care, optometrist
51632	Very Good	Good	DERM	CANC	PAIN	Yes Dermatologist. Skin Cancer surgery. Pain control center - F
51601	Good	Very Good	DERM	OBG	RHE	Yes Dermatology, Gynecology, Rheumatology
51632	Very Good	Good	DERM			Yes Had exam in Des Moines by Dermatologist.
51601	Good	Good	DERM	PAIN	BACK	Yes Routine check up: Dermatology, Pain control, spinal issues
51632	Good	Good	DERM	ALL		Yes Specialists Doctors, Dermatologist, Allergy.
51632	Good	Good	DIAL	NEP		Yes Dialysis in Shenandoahn. IA
51652	Good	Good	EMRM			Yes Emergency Care.

CHNA Primary Research - Page/Fremont Counties N=301						
Zip	Area HC rating	Your HC status	c1	c2	c3	Over the past 2 years, did you or your household receive health care services outside of your county?
51601	Good	Good	EMRM	FOOT		Yes Emergency room in western Iowa. foot doctor in Nebraska.
51632	Good	Good	EMRM			Yes ER trip severe migraine they an all tests.
51652	Good	Good	EMRM	RAD		Yes Page County, also Omaha. Emergency service. Xrays
51601	Very Good	Very Good	EMRM	DENT	BH	Yes Urgent Care in Papillion - for a nonemergency room emergency on a Sunday Dentist is in Kansas Coty, MO - my aunt Mental Health Services in Council Bluffs, a professional Christian counseling center
51601	Good	Good	ENDO-P	ORTH-P	BH	Yes Pediatric Endocrinologist; Pediatric Orthopedic Surgeon; Orthodontist; Mental Health Care
51632	Good	Good	ENT			Yes Ear Surgery
51639	Good	Good	ENT			Yes ent
51640	Very Good	Good	ENT-P	GAS-P	URL-P	Yes Boystown and Children's Hospital/clinics---ears/broken arm/ped GI/ ped urology
51652	Very Good	Good	EYE	OBG		Yes eye care, OBGYN,
51601	Good	Good	EYE			Yes eye doctor in red oak
51632	Good	Very Good	EYE	DERM		Yes eye exam, dermatologist
51652	Good	Good	EYE			Yes eye specialist
51601	Very Good	Good	EYE			Yes Eye surgery in Omaha
51601	Very Good	Good	EYE	DENT		Yes EYE SURGERY IN OMAHA, TOOTH EXTRACTION IN CB
51652	Good	Good	EYE	DENT		Yes eye, dentist
51640	Good	Good	EYE	DENT		Yes We dr. in Nebraska (ity and eye dr and dentist in Shen)
51601	Good	Fair	GAS	RAD		Yes Colonoscopies and CT/MRI in Omaha / Council Bluffs
50864	Fair	Fair	GAS	PRIM	OBG	Yes GI specialist, most primary care, ob-gyn
51632	Fair	Very Good	GAS	WAIT		Yes need good internal medicine doctor, many more specialists that come more often than once or twice a month
51632	Good	Good	GEN	SUR		Yes family dr, health specialist, surgery
51652	Fair	Good	GEN			Yes General Dr. Visit.
51652	Good	Good	GEN	EYE	DENT	Yes Physician. Eye Doctor, Dentist, Chiropractor.
51601	Fair	Good	GEN	ONC		Yes regular healthcare, including physicals and regular screenings, follow up appointments for cancer treatment
51601	Good	Good	HEM			Yes OMAHA, IV THERAPY WE WERE TOLD COULD NOT BE DONE HERE.
51601	Good	Good	MAMO	RAD		Yes Mammogram
51601	Good	Good	N/A			Yes I have only lived in this county less than 1 year and have not used any services

CHNA Primary Research - Page/Fremont Counties N=301						
Zip	Area HC rating	Your HC status	c1	c2	c3	Over the past 2 years, did you or your household receive health care services outside of your county?
51638	Good	Fair	OBG			Yes Dr. Farrar. OB/GYN.
51640	Good	Good	OBG	ONC		Yes Gynecologist and cancer doctor for neck
51632	Good	Very Good	OBG	ORTH	OPTH	Yes Gynecologist, Maryville, MO; hand surgeon, Omaha, NE; cataract, Red Oak, IA.
51638	Fair	Very Good	OBG	URL		Yes I was referred by my medical doctor for a hysterectomy and a bladder up.
51632	Good	Very Good	OBG			Yes OB.GYN
51601	Fair	Good	OBG			Yes OB/GYN
51601	Fair	Very Good	OBG			Yes OB/GYN
51632	Good	Good	OBG			Yes OB/GYN
51639	Good	Good	OBG	PRIM		Yes OBGYN and Primary Care Physician
51639	Good	Good	OBG			Yes OB-Gyn Services in Omaha ENT Services in Omaha
51601	Fair	Good	OBG	SUR		Yes OBGYN services, Gallbladder surgery
51601	Good	Good	OBG	ONC	ALL	Yes OBGYN, cancer specialist, allergist
51652	Good	Good	OBG	ORTH		Yes OB-GYN. Orthopaedics.
51601	Good	Good	OBG	SPEC		Yes Saw a doctor out of town for female health concerns. Did not like the doctor here or his staff. Also saw a specialist from a prior surgery in Omaha
51638	Good	Good	ONC	MAMO	RAD	Yes Lumpectomy
51632		Good	ONC			Yes Omaha, Oncology
51601	Good	Good	ONC			Yes Oncology
51638	Good	Fair	OPTH	GAS-P		Yes Cataract Surgery, Colonoscopy
51601	Very Good	Very Good	OPTH	DERM		Yes Laser eye surgery for glaucoma Dermatologist skin cancer screen
51601	Very Good	Very Good	OPTH			Yes ophthalmologist in Omaha, referred to by my Shenandoah optometrist
51601	Very Good	Very Good	ORAL			Yes Had an oral surgeon evaluate a sore in my wife's mouth.
51601	Very Good	Very Good	ORAL			Yes Saw an oral surgeon in Council Bluffs
51601	Good	Good	ORTH			Yes Hand Surgery in Omaha, NE
51632		Good	ORTH	PHY		Yes Hip Replacement
51601	Good	Good	ORTH	PHY		Yes knee replacement
51652	Good	Good	ORTH	PHY		Yes Knee replacement at Nebraska Orthopedic Hospital
51601	Fair	Fair	ORTH			Yes orthopedic
51632	Good	Very Good	ORTH			Yes Orthopedic treatment at Jennie Edmundson Hospital, Council Bluffs
51647	Fair	Fair	ORTH	RHE	GAS	Yes Osteoporosis and GI services
51601	Good	Good	ORTH			Yes Shoulder Surgery
51601	Good	Fair	ORTH			Yes Surgery for shoulder in Bellevue
51632	Good	Good	ORTH-P	OBG		Yes Special pediatric orthopedic treatment; OB/Gyn care

CHNA Primary Research - Page/Fremont Counties N=301						
Zip	Area HC rating	Your HC status	c1	c2	c3	Over the past 2 years, did you or your household receive health care services outside of your county?
51601	Fair	Fair	OTHR			Yes All services done outside of county until the last 3 months.
51601		Very Good	OTHR			Yes Clarkson in Omaha, Excellent
51601	Fair	Good	OTHR			Yes Could not get the care here that I needed. Did not like the dr or the staff. The other time we went out of the area was due to specialist that was used from past surgery.
51639	Fair	Good	OTHR			Yes Doctor visits, Red Oak, IA
51601	Very Good	Very Good	OTHR			Yes He went to specialists in Omaha, also hospitals there.
51632	Good	Good	OTHR			Yes Mayo Clinic
51638	Poor	Very Good	OTHR			Yes MCMH
51601	Very Good	Good	OTHR			Yes Montgomery Co Hospital
51639	Good	Very Good	OTHR			Yes Montgomery County Memorial Hospital
51638	Very Good	Good	OTHR			Yes Nebraska Medical
51601	Very Good	Good	OTHR			Yes Nebraska, Medical Hospital
51601	Fair	Very Good	OTHR			Yes Omaha
51601	Very Good	Good	OTHR			Yes Omaha VA Medical Center - Spouse's care (hearing, eyes, heart, etc.)
51601	Good	Good	OTHR			Yes VA Omaha NE, Natural Health Care, Omaha, NE
51632	Good	Very Good	OTHR			Yes Va, Omaha
51638	Good	Good	OTHR			Yes We doctor in Montgomery County Bryan Lgh, Corning Hospital. Greenfield Hospital.
51631	Good	Good	OTHR			Yes Childrens Hospital
51601	Good	Fair	PED			Yes My daughter was treated for RSV @ Childrens Hospitol in Omaha
51601	Good	Good	PEDS	RESP	PUL-P	Yes Needed to see childrens specialist - went to childrens in Omaha
51632	Good	Very Good	PEDS			Yes pediatrician
51601	Fair	Very Good	PEDS			Yes pediatrician in Omaha and primary care in Bellevue
51652	Poor	Good	PEDS	PRIM		Yes Pediatric surgery
51601	Good	Good	PEDSX			Yes Primary & Specialist Physician care
51601	Very Good	Good	PRIM	SPEC		Yes primary care
51653	Good	Good	PRIM			Yes Primary Care
51632		Very Good	PRIM			Yes Primary Care - Bedford/Coraing (W) / Red Oak
51638	Good	Very Good	PRIM	DENT	CHIR	Yes Primary Care, Dentist, Chiropractor, Specialists.
51601	Fair	Good	PRIM	SPEC		Yes Primary Doctor and Specialists visits in Omaha.

CHNA Primary Research - Page/Fremont Counties N=301						
Zip	Area HC rating	Your HC status	c1	c2	c3	Over the past 2 years, did you or your household receive health care services outside of your county?
51601	Fair	Good	PRIM	SPEC	EMRM	Yes Primary, Specialists, ER, Outpatient procedure, Pediatric.
51632	Good	Fair	PROS	URL		Yes Health Problem. Prostate.
51601	Good	Fair	PUL			Yes pulmonary
51601	Good	Fair	PUL	AGE		Yes Pulmanologist, Arthritis care.
51601	Very Good	Fair	PUL			Yes Pulmonary
51601	Fair	Good	PUL-P			Yes pediatric pulmologist
51640	Very Good	Fair	RAD			Yes doctor Warrensburg Hospital Warrensburg, MO / Shots, X-Ray
51601	Fair	Good	RAD	PROS	URL	Yes yearly checkup MRI prostate surgery Physician specialists. Can take months to get an appt with a specialist so travel outside the county to bigger city hospitals.
51638	Good	Very Good	SPEC	WAIT		Yes Specialist
51601	Fair	Fair	SPEC			Yes Specialist
51632	Good	Very Good	SPEC			Yes specialist care
51638	Fair	Good	SPEC			Yes Specialists in Omaha.
50864	Very Good	Good	SPEC	IP		Yes specialty care in Omaha including procedures and hospitalization
51601	Good	Good	SPEC			Yes Specialty physicians
51601	Good	Fair	SPEC			Yes we use a specialist internist in Omaha
51632	Good	Good	SUR	ORTH	PHY	Yes Gall Bladder surgery, hip replacement,
51601	Poor	Good	SUR			Yes Operation in Omaha
51601	Good	Very Good	SUR			Yes surgery
51601	Fair	Very Good	SUR			Yes Surgery at Bellevue Hospital in Bellevue, Ne.
51601	Good	Good	SUR			Yes surgery in Potwatamie county
51601	Fair	Good	SUR			Yes Surgery Omaha
51601	Good	Very Good	URL	ONC		Yes Urology - Procedure done in Omaha, On going oncology follow up visits at Red Oak and Omaha .
51566	Good	Very Good	URL	ONC		Yes Urology surgery, oncology care including chemo and surgery
51601	Good	Good	VAST			Yes had a stint placed in 1 artery
51601	Fair	Good	VAST	ENDO		Yes Heart Cath in Omaha, NE; see endocronologist in Omaha every 6 months
51601	Good	Good	VAST			Yes Stent inserted
51638	Very Good	Fair	VAST	CARD		Yes triple by pass. heart surgery
51630	Fair	Fair	VAST	EYE		Yes vascular - optometrist
51601		Good	WELL			Yes Wellness Checks

CHNA Primary Research - Page/Fremont Counties N=301						
Zip	Area HC rating	Your HC status	c1	c2	c3	Are there healthcare services in your community / neighborhood that you feel need to be improved and / or changed? (Please be specific)
51601	Fair	Good	ACC			availability to good doctors, we only have a couple doctors here that I will see or send my family to.
51601	Fair	Good	ACC	SPEC	WAIT	Be available more. It is hard to get into the doctor here. Also specialists do not come down very often
51638	Fair	Good	ACC			Hours of service to Accomodate working people.
51652	Good	Good	ACC	CHC		Shenandoah needs to have a better coverage in Sidney. We have lost the Fremont County Medical Clinic except for two 1/2 days a week. It makes it very difficult for those of us in Sidney.
51632	Good	Very Good	ACC			The ability to get in to see a doctor on short notice. The quality of some of the primary providers is subpar.
51601	Fair	Very Good	ACC	COMM		We doctor in Shenandoah instead of Clarinda as it is difficult to build a rapport with physicians in Clarinda as they do not stick around.
51601	Very Good	Good	ACC	WAIT		when making an appt, it shouldnt feel like a burden to the facility.
51632		Good	ALT			NEED ALTERNATIVE MEDICINE PHYSICIANS
51601	Good	Good	ALT	ACC		Wholistic Care Availability
51652	Good	Good	AMB	GOV		ambulance service could be more self supportive and not rely on the city to help by giving money, this is our tax dollars, then when we use the service we are billed for that. We must have to pay twice .
51601	Very Good	Good	AMB			Fremont CO. ambulance services. making tranfers for pts.
51601	Good	Very Good	BH	UCC		Having Christian Mental Health services would be good Having an urgent care nearby would be helpful
51640	Good	Good	BH	SS		I feel there needs to be more mental health services and counseling services. I work with a lot of families that have problems related to mental health and/or the need for intervention with things such as anger management, behavior issues, etc.
51601	Fair		BH	DRUG	INSU	Mental health & substance abuse. Distant and unless you have medicaid (we dont, we have private insurance) it is unaffordable out of pocket.
51601	Good	Good	BH			Mental health always gets the short end of the stick-not unique to our area
51601	Very Good	Good	BH			Mental Health Care - Teen/Pre-Teen Centered
51601	Fair	Good	BH			Mental health care services are minimal
51601	Good	Good	BH	PEDS		Mental Health Services, needs Pediatricians
51639	Good	Good	BH	FINA	SS	See previous comment on Mental Health Services. It's ridiculous to charge \$240 an hour for counseling when insurance doesn't cover. I'm sure the insurance companies have negotiated a better rate; yet the average resident doesn't qualify for free services when their insurance doesn't cover. And the physicians at SMC are not helpful in referring you to other affordable services.
51601	Poor	Good	CHC	CHRON	ENDO	My husband quit going to the med clinic in Shenandoah, because every time he got established with a dr for his Diabetes that dr would leave and he would have to start over.
51632	Good	Good	COMM	IP		Hospital, poor communication between departments.
51649	Very Good	Good	DENT	BH	FP	Dentist; Mental Health offerings; More family physicians
51632	Good	Poor	DENT	INSU	POV	Dentists are not available for medicaid pts!!!
51601	Fair	Good	DENT			More dentists.
51632	Fair	Good	DENT	POV	COMM	Need better access to dental care for the poor. Need better communication among care providers.
51632	Fair	Good	DENT			not enough affordable dentist and orthodontics.
51632	Fair	Fair	DOCS			all. better doc's w/ knowledge
51632	Good	Good	DOCS			doctors
51632	Good	Very Good	DOCS	SPEC		good doctors, not just rent a doctor, other doctors that special in other areas
51601	Good	Good	DOCS	DENT		mainly more doctors and dentists
51601	Good	Good	DOCS			more doctors.
51639	Good	Good	DOCS	ACC	WAIT	More doctors. Lots are going to the ER because we can't get into the Clinic Drs.
51601	Good	Fair	DOCS			New Physicians, Please!
51637	Very Poor	Good	DOCS	ACC	UCC	We need more doctors, should not have to wait a week to see a doctor. We need an evening and Saturday morning walk-in clinic.
51601	Good	Good	DOCS	ACC	WAIT	We need more physicians. Sometimes when you call you have to wait days to be seen or told to go to ER. Also need to have specialist comes down more often

CHNA Primary Research - Page/Fremont Counties N=301						
Zip	Area HC rating	Your HC status	c1	c2	c3	Are there healthcare services in your community / neighborhood that you feel need to be improved and / or changed? (Please be specific)
51636	Fair	Poor	DOCS	QUAL		Yes, get some GOOD and REAL doctors in clarinda.
51601	Good	Fair	DOH	WAIT		Health Dept. wait time we waited 75 minutes over appt. time.
51601	Good	Fair	DRUG			addiction.
50864	Very Good	Good	EMRM	PRIM	WAIT	ER, needs better registration staffing, ER nursing is great. Our primary care doctor is good, but sometimes hard to get an appointment due to other clinics in other towns.
51639	Good	Good	EMRM			Yes ER. Needs better support
51632	Good	Good	ENDO	PUL	PEDS	new and expanded specialty care clinic offerings (i.e. endocrinology and pulmonology) internal medicine inpatient and outpatient care, pediatrician
51601	Good	Good	ENT			ent
51601	Good	Good	FAM			need family planning closer for youth
51632		Very Good	FP	ACC	WAIT	It has become more difficult to get appointments for family doctors. It has taken as long as 5 day to get in. even you you say you will see anyone available, it may take 4 or 5 days. last time I had to wait 5 days to get in turned out I had a sinus infection and bronchitis, it was a long 5 days
51632	Good	Good	FP			More family care physicians
51601	Fair	Very Good	FP			More Family physicians
51601	Very Good	Very Good	FP			More family providers
51632	Very Good	Very Good	FP	WAIT	CHC	Need more family practice doctors. It is hard to get appointment at clinic.
51653	Fair	Very Good	HH			at home nursing
51601	Very Good	Good	HH			Increased coverage for home health services, specifically the homemaking program.
51632	Poor	Fair	HOSP	EMRM		be nice to have a hospital or emergency care
51601	Very Good	Poor	INSU	POV	FINA	No health insurance for too many years. cannot afford to pay office visit costs.
51601	Fair	Fair	INSU	POV	FINA	Offer care for people with little or no income.
51601	Very Good	Good	KID	PEDS		It would be nice if Turnbull Child Development Center could expand in some way to accomodate the waiting list for kids that need childcare I would like to see a pediatric doctor
51601	Good	Good	NH	NEG	QUAL	Emergency room time to see doctors or be admitted takes too long. 3 hours 20 minutes from entrance to er to hospital room for elderly is too long. There was one other patient there and rescue was not called out. EMT staff helped with blood work, lab came there to do blood work. Patient needed to be admitted and was. I was told the delay was due to updating meds. With technology available between Elm Heights and the Hospital, I question that. Much information was updated again in the room. Elm Heights needs to follow blood borne pathogens regulations. I witnessed staff wiping up blood with paper towels from PT room. A guest assisted. No mop or cleaning solution was used. I heard a staff member swear under her breath when told the pharmacy was there while she was dispensing meds to residents' rooms. "Jesus Christ" That attitude is unacceptable and is not isolated. I know many residents can be demanding, but they live at Elm Heights because they can not care for themselves, not by choice. Response to residents is slow. One staff member took time to empty her 32 oz beverage cup, use the restroom and visit in the nurses station before attending to resident. It took 18 minutes from the time the call button was pushed to the time a staff member arrived. Some residents have told family members not to "make trouble" for them by talking with staff about concerns. They appear to be afraid.
51601	Good	Very Good	NH			Nursing homes
51632	Good	Good	NH	QUAL		nursing homes are not set at good standards
51636	Fair	Very Good	NH	AGE	SUR	We need Senior transitional care-from independent living to assisted living to full care:all within one facility. The current general surgeon has very poor communication skills. I would not be comfortable having surgery here. We have lots of single young parents who have minimal or very poor parenting skills.
51601	Fair	Good	OBG	SUR	ALT	Maternity/ birthing hospital, more surgery, cardio care units, cancer treatments, alternative medical treatments
51632	Good	Good	OBG	DIAL		need to deliver babies. have more woman drs. have local dialysis.
51566	Good	Good	OBG	PEDS		OBGYN, Pediatrics

CHNA Primary Research - Page/Fremont Counties N=301

Zip	Area HC rating	Your HC status	c1	c2	c3	Are there healthcare services in your community / neighborhood that you feel need to be improved and / or changed? (Please be specific)
51601	Good	Good	OBG			We have a new hospital, but can't deliver babies.
51601	Good	Very Good	ONC	CANC		better chemo delivery services expanded outpatient visiting physician services more mental health services dental care for medicaid patients
51601	Good	Fair	ORAL	NH	INSU	Need oral surgeons to come back. Nursing homes need to get better help. Title 19 need mte respect- should be able to get into see a dr or Dentists
51632	Good	Good	ORTH	PHY		knee replacement surgery
51601	Fair	Good	OTHR			I am concerned that SO many lifeflights are happening. That's got to be increasing the overall cost of care by astronomical amounts!
51601	Fair	Good	OTHR			new 2 new doctors
50864	Fair	Very Good	PEDS			more pediatrician in Page County
51632	Fair	Very Good	PEDS	IM		Peds. Internal Med Doctors
51632	Good	Fair	PREV	FAM		Prevention services - increased support for family planning and 0 - 5 prevention programming to help decrease the number of families with unplanned pregnancies or pregnancies in families with a high number of risk factors and no support or education
51601	Fair	Good	PRIM			better primary care physicians
51601	Fair	Very Good	PRIM			more primary care doctors
51652	Poor	Good	PRIM	ACC	WAIT	Primary care doctors and the ability to get into them. Daughter had a contagious skin rash, had to wait 4 days to see doctor. The response "just go to the emergency room" is not acceptable answer. We are considering transferring to a primary care doctor in Omaha area that we can get into. Doctors only work 3 or 4 days a week. Need to work 5 day office hour week or need more doctors. I have not been able to see our main family doctor in nearly 2 years because we can never get an appointment. Serious, Serious issue that needs to be addressed.
51601	Good	Good	PRIM	EMRM		primary care, ER
51601	Very Good	Very Good	PRIM			There are no primary care physicians I would feel comfortable going to. I have gone to Shenandoah and the Medical Clinic physicians and have been EXTREMELY unhappy every time I tried. I have given up and just make the drive to get physicians who listen to me.
51601	Fair	Fair	PUL	URL		need a pulmonary doctor to come once a month. need a better urologist.
51601	Fair	Good	QUAL	INSU	POV	Improved free clinic increase availability of clinic.
51647	Fair	Good	QUAL	DENT	SPEC	Quality of doctors for outpatient is improving. Dr Hipparedi, Dr Babe, etc. Getting into see them is a problem. Dr Don Bumgarner, not a good option. Dentistry - price gouging? Aesthetic Family Dentistry. Too many x-rays, unnecessary procedures? Pricing for specialists seem high because there is a charge for the hospital, doctor, etc.
51601	Fair	Good	QUAL	STFF	DOCS	Yes, updated equipment in the hospital. Better educated physicians tending patients in the clinics on a daily basis. Rotation of nurses, so they have better knowledge of what they will be doing more regularly. Regular schedules for full-time staff so they can schedule their lives with their families. Go back to the three shifts so staff is not so tired after long hours and no breaks.
51639	Good	Fair	RAD	FP	SUR	Radiology services, Family practice, Surgery services
51601	Very Good	Very Good	SPEC	EMRM	DOCS	Increased access to specialists. MD staffing of ER 24/7
51638	Good	Good	SPEC	ACC		more specialists appointment/times
51630	Fair	Very Good	SPEC			Need more Specialists
51601	Good	Very Good	SPEC	ACC	WAIT	Yes! More specialists with more frequent office appts in the small town communities.

CHNA Primary Research - Page/Fremont Counties N=301						
Zip	Area HC rating	Your HC status	c1	c2	c3	In your opinion, what areas need additional education or attention in our community?
51601	Fair	Good	AIR			Radon can be a issue in some local homes
51601	Fair	Good	BH	VACC	WELL	Autism & autism prevention - fewer vaccines for children 0-2. Delay & spread out vaccine schedule to prevent autism, attention deficit, allergies, etc.. More focus on prevention & alternative treatments.
51601	Very Good	Very Good	DRUG			substance abuse
51601	Very Good	Good	KID			Child Care just because I know there is a waiting list at Turnbull and it is such a great facility that it would be nice if they could take on more kids
51601	Good	Good	KID			Evening/Night time child care
51601	Fair	Good	TPRG	WELL	SS	We are not addressing the needs of some young women to prevent teenage pregnancies. Talk to the school nurses. Ruby Payne's Frame Work for Poverty helps address some of the whys. The next step, to help young women develop a stronger inner core to move beyond teen pregnancy induced poverty, is not being addressed in our community. We have children bearing children themselves instead of planning for college or careers that would help move them beyond the poverty cycle.
51601	Good	Good	VIO	ALC	BH	I think additional education would be good on almost all of these, but I would prioritize the following:abuse/violence, alcohol, mental illness, neglect, poverty

CHNA Primary Research - Page/Fremont Counties N=301				
Zip	Area HC rating	Your HC status	DR Lastname	Primary Physician's name / Specialty / City
51501		Good	BABE	Dr. Heather Babe, Shenandoah
51601	Good	Very Good	BABE	Babe, Family Practice. Shenandoah.
51601	Good	Good	BABE	Dr Babe
51601	Fair	Fair	BABE	Dr Babe/Family Practice/ Shenandoah
51601	Good	Good	BABE	Dr Heather Babe
51601	Fair	Good	BABE	Dr. Babe
51601	Good	Good	BABE	Dr. Babe
51601	Fair	Good	BABE	Dr. Babe and Dr. Thippareddi
51601	Good	Good	BABE	Dr. Babe Shenandoah or Medical Clinic Shenandoah
51601	Very Good	Poor	BABE	Dr. Babe, Family, Shenandoah
51601	Good	Good	BABE	Dr. Babe, General, Shenandoah
51601	Good	Fair	BABE	Dr. Babe, GP, Shenandoah
51601	Good		BABE	Dr. Babe, GP, Shenandoah
51601	Very Good	Very Good	BABE	Dr. Babe. Shenandoah, Medical doctor.
51601	Good	Good	BABE	Dr. Heather Babe
51601	Fair	Good	BABE	Dr. Heather Babe
51601	Poor	Very Good	BABE	Dr. Heather Babe
51601	Very Good	Good	BABE	Dr. Heather Babe
51601	Very Good	Very Good	BABE	Dr. Heather Babe - Primary Care - Shenandoah, IA
51601	Fair	Good	BABE	Dr. Heather Babe Shen / Dr. Jones Shen
51601	Good	Good	BABE	Dr. Heather Babe/Family Practice, Shenandoah, IA
51601	Good	Very Good	BABE	Dr. Heather Babe/Shenandoah
51601	Fair	Good	BABE	Heather Babe
51632	Good	Good	BABE	Dr Heather Babe
51638	Good	Fair	BABE	Dr. Babe / General Prac. / Shen, IA
51601		Good	BAER	Dr Baer 0 Glenwood IA
51638	Very Good	Very Good	BAER	Dr. Baer MD Glenwood
51638	Good	Very Good	BAER	Thomas Baer. General, Glenwood, Malvern
51632	Good	Very Good	BJORN	Michelle Bjorn, ARNP
51652	Good	Good	BLUM	Dr. Blum, MD. Nebraska City, NE
51601	Good	Good	BOWERY	Bowery & Holmes, Shen
51601	Very Good	Good	BOWERY	Dr. Bowery Connie Holmes
51601	Good	Good	BOWERY	Dr. Bowery, Shenandoah, MD
51639	Good	Good	BOWERY	Dr Bowery, Shenandoah.
51647	Fair	Fair	BOWERY	John Bowery, DO Family practice Shenandoah
51652	Good	Good	BOWERY	Dr. John Bowery, DO, Primary Care Physician, Shenandoah
51652	Good	Very Good	BOWERY	JOHN BOWERY/FAMILY PRACTICE/SHENANDOAH
51566	Good	Very Good	BUMGARNER	Drs. Janet & Don Bumgarner
51601	Fair	Fair	BUMGARNER	Bumgarner/PC/Shenandoah
51601	Good	Fair	BUMGARNER	Dr. Bumgarner, Shenandoah, IA
51601	Good	Good	BUMGARNER	Drs Bumgarner
51601	Very Good	Very Good	BUMGARNER	Drs Don and Janet Bumgarner
51601	Fair	Good	BUMGARNER	Wife--Dr. Janet Me--"First available"
51632	Good	Good	BUTZ	Dr. Butz, Family Medicine, Red Oak
51638	Good	Good	BUTZ/HAYS	Dr. Butz MD and Dr. Hayes MD Red Oak Iowa

CHNA Primary Research - Page/Fremont Counties N=301				
Zip	Area HC rating	Your HC status	DR Lastname	Primary Physician's name / Specialty / City
51652	Good	Good	CARGEN	Dr. Tom Cargen, Sidney, IA. Dave Owch, ARNP, Harrisburg, IA.
51640	Good		CHOATE	Dr. Choate. Hamburg
51640	Good	Good	CHOATE	Dr. Chote but going to switch to Dr. Babe when I need a doctor
51652	Fair	Fair	CHOATE	Dr. Choate.
51632	Very Good	Very Good	CMA	Clarinda Medical Associates
51652	Good	Good	COATSWORTH	Sidney Medical Clinic. Heart Lincoln, Dr. Coatsworth
51638	Good	Good	COYSE	Dr. Coyse. Physician clinic. Red Oak, IA
50864	Very Good	Good	D. BUMGARNER	Dr. Don Bumgarner, FP, Dr. Janet Bumgarner, FP, Shenandoah, IA
51601	Good	Good	D. BUMGARNER	doc Don and Doc Tip
51601	Good	Good	D. BUMGARNER	Don Bumgarner
51601	Fair	Good	D. BUMGARNER	Don Bumgarner, Dr Weddle, Dr Babe
51601	Very Good	Good	D. BUMGARNER	Donald Bumgarner
51601	Good	Good	D. BUMGARNER	Dr. Don Bumgarner Shenandoah IA 51601; Sharon Johnson
51601	Good	Good	D. BUMGARNER	Dr. Don Bumgarner, Family, Sheerwood, IA
51601	Good	Good	D. BUMGARNER	Dr. Don Bumgarner, Shenandoah
51632	Very Good	Good	D. BUMGARNER	Dr. Don Bumgarner. Shenandoah, Family Physician.
51638	Good	Fair	D. BUMGARNER	Don Bumgarner, GP, Shenandoah
51638	Fair	Very Good	D. BUMGARNER	Don Bumgarner, Shenandoah, Ia
51640	Very Good	Good	D. BUMGARNER	Dr Don Bumgarner and Dr John Bowery
51601	Fair	Good	DARST	Donald Darst Internal Medicine Omaha
51601	Fair	Good	DEFREE	Dr. Daniel Defree. Nebraska City Medical clinic
51638	Poor	Very Good	HAYS	Hays, Red Oak
51601	Good	Good	HOLMES	Connie Holmes
51601	Very Good	Good	HOLMES	Connie Holmes Nurse Practitioner Shenandoah IA
51601	Good	Good	HOLMES	Connie Holmes, ARNP, Shenandoah
51601		Fair	ISAACSON	Dr. Isaacson, MD. Shenandoah, IA
51601	Fair	Good	ISAACSON	Dr. Isaacson, Shenandoah.
51601	Fair	Good	ISAACSON	Dr. Issacson Shenandoah, Dr. Rock Lincoln, NE
51601	Good	Good	ISAACSON	Dr. Issacson Shennadoah, Ia
51601	Very Good	Very Good	ISAACSON	Isaacson, GP, Shenandoah
51601	Fair	Very Good	ISAACSON	Todd Isaacson Shenandoah
51601		Fair	ISAACSON	Todd Isaacson, MD. Shenandoah, IA
51601	Good	Very Good	ISAACSON	Todd Isacson, Shenandoah Iowa
51632	Good	Good	ISAACSON	Dr. Isaacson. Shenandoah.
51645	Very Good	Fair	ISAACSON	Dr. Isaacson. Shenandoah, IA. Walks in Hospital.
51601	Very Good	Good	J. BUMGARNER	Dr Janet Bumgarner
51601	Fair	Good	J. BUMGARNER	DR JANET BUMGARNER, SHENANDOAH IOWA
51601	Good	Good	J. BUMGARNER	Dr. Janet Baumgartner, Shenandoah
51601	Good	Good	J. BUMGARNER	Dr. Janet Bumgarner/General Practice/Shenandoah
51601	Fair	Fair	J. BUMGARNER	Dr. Janet, Shenandoah
51601	Fair	Good	J. BUMGARNER	Janet Bumgarner

CHNA Primary Research - Page/Fremont Counties N=301				
Zip	Area HC rating	Your HC status	DR Lastname	Primary Physician's name / Specialty / City
51632	Good	Very Good	J. BUMGARNER	Dr. Janet and Don Bumgarner
51638		Good	J. BUMGARNER	Dr. J Baumgartner, Shenandoah.
51652	Fair	Good	J. BUMGARNER	Dr. Janet Bumgartner. General Practice. Shenandoah.
51601		Fair	JAMES	Dr. James. Shenandoah, IA
51601	Fair	Good	JOHNSON	Sharon Johnson and Dr. Jones
51601	Good	Very Good	JOHNSON	Sharon Johnson ARNP
51601	Good	Good	JOHNSON	Sharon Johnson or Dr. Jones
51601	Very Good	Good	JOHNSON	Sharon Johnson, NP Shenandoah.
51601	Good	Fair	JONES	Dr Floyd Jones, family docytor, Shenandoah
51601	Very Good	Very Good	JONES	Dr Floyd Jones, family practice, Shenandoah.
51601	Very Good	Very Good	JONES	Dr Floyd Jones, General, Shenandoah
51601	Very Good	Very Good	JONES	Dr Floyd Jones/DO/Shenandoah
51601	Good	Good	JONES	Dr Jones. Shenandoah
51601	Very Good	Good	JONES	Dr. Floyd Jones
51601	Good	Good	JONES	Dr. Floyd Jones Family Medicine Shenandoah, IA
51601	Good	Fair	JONES	Dr. Floyd Jones Shenandoah Ia Dr. Eric VanDeGraff Omaha Ne Cadiologist 2x monthly Shenandoah
51601	Good	Good	JONES	Dr. Floyd Jones, Shenandoah, Nurse Practitioner, Connie Holmes VA, Shenandoah
51601	Good	Good	JONES	Dr. Floyd Jones, Shenandoah, IA
51601	Very Good	Very Good	JONES	Dr. Floyd Jones/ D.O./ Shenandoah
51601	Very Good	Good	JONES	Dr. Floyd Jones/ Dr. Heather Babe/ Sharon Johnson/
51601	Very Good	Very Good	JONES	Floyd A Jones. Family Practice Shenandoah
51601	Good	Good	JONES	Floyd Jones
51601	Very Good	Very Good	JONES	Floyd Jones D. O. Shenandoah
51601	Very Good	Good	JONES	Floyd Jones, DO/Family Practice/Shenandoah
51601		Very Good	JONES	Floyd Jones, Family Practice, Shenandoah, IA
51601	Very Good	Very Good	JONES	Floyd Jones/general/Shenandoah,Iowa
51601	Very Good	Very Good	JONES	jones family dr. shenandoah
51601	Good	Fair	JONES	Jones Shenandoah
51630	Fair	Fair	JONES	Dr. Jones General Shenodoas, Jr.
51632	Fair	Very Good	JONES	Dr Floyd Jones, MD. Shenandoah
51638	Very Good	Fair	JONES	Floyd Jones. DD
51639	Good	Good	JONES	Doc Jones. Physician. Shen
51639	Good	Good	JONES	Dr. Floyd Jones
51639	Good	Good	JONES	jones
51649	Very Good	Poor	JONES	Dr. Floyd Jones. Shenandoah, IA
51640	Very Good	Fair	KELLI	Dr Kelli / Hamburg Clinic / Hamburg, IA
51632		Very Good	KOPP	Kopp, Bedford and Pillar, Red Oak (prim)
51653	Good	Good	KRICSFELD	Dr. A Kricsfeld, MO. Council Bluffs, IA
51640	Very Good	Fair	LARGEN	Dr. Largen. Hamburg
51640	Fair	Fair	LARGEN	Dr. Thomas Largen, Hamburg
51652	Good	Good	LARGEN	Dr. Largen. Sidney, IA

CHNA Primary Research - Page/Fremont Counties N=301				
Zip	Area HC rating	Your HC status	DR Lastname	Primary Physician's name / Specialty / City
51652	Very Good	Good	LARGEN	Dr. TH Largen
51652	Good	Good	LARGEN	Dr. Thomas Largen. Family Sidney
51601	Fair	Good	MAHONEY	Dr. Mahoney, family doctor, Red Oak
51632	Good	Good	MAHONEY	Mahoney, Red Oak
51632	Very Good	Good	MARTINEZ	Effie Martinez, ARNP Clarinda, IA
51632	Fair	Good	MORALES	Dr. Autumn Morales, Internal Med and Pediatrician. Clarinda
51601	Good	Fair	OSTERHOLM	Dr. Richard Osterholm, MO. Omaha
51652	Poor	Very Good	PARADIS	Kids see Dr. Mara Paradis/ pediatrics/ Omaha adults see Dr. Tammy Comstock/ family practice/ Bellevue
51639	Fair	Good	PAULSON	Paulson, Internal Medicine, Red Oaks, IA
51632	Good	Good	PEDERSON	Dr. Ron Pederson.
51638	Fair	Good	PILLAR	Edward Piller, Red Oak.
51638	Good	Good	PILLAR	Pillar, Red Oak. Sarah Johnson, Shen.
51631	Good	Good	RICHARDSON	Dr. William Richardson. Family Practice. Clarinda
51632	Fair	Good	RICHARDSON	Bill Richardson, Clarinda.
51632	Good	Good	RICHARDSON	Bill Richardson, Clarinda.
51632	Good	Good	RICHARDSON	Dr. Richardson, Clarianda, IA
51632	Fair	Good	RICHARDSON	Dr. Richardson, Clarinda.
51632	Good	Good	RICHARDSON	Dr. Richardson, Family Practice
51632	Fair	Good	RICHARDSON	Dr. William Richardson, Clarinda, IA
51632	Very Good	Good	SARPONG	Dr. Sarpong. Clarinda.
51632	Very Good	Good	SARPONG	Dr. Sarpong. Internal Medicine. Clarinda.
51601		Very Good	SCHAAF	Dr Schaaf only
51632	Good	Good	SHELTON	Dr. William Shelton. Clarinda (will be leaving soon)
51632	Good	Good	SHELTON	Shelton Both of us, Family Pract. Clarinda.
51632	Good	Good	SHELTON	WM Shelton MD
51653	Fair	Fair	SILVIUS	Dr. Silvius, Family Dr. Glenwood
51632	Good	Good	STANBY	Dr Gerard Stanby, Clarinda
51632	Very Good	Fair	STANLEY	Dr. Gerard Stanley, MD. Clarinda Dr. Ron Peterson, ARNP. Clarinda
51632	Very Good	Good	STANLEY	Dr. Gerard Stanley, MO. Clarinda, IA. Dont think so. not positive.
51632	Good	Very Good	STANLEY	Dr. Stanley, Clarinda - IA
51632	Very Good	Very Good	STANLEY	Dr. Stanley, MD. Clarinda
51632	Good	Good	STANLEY	Dr. Stanley. Clarinda
51632	Good	Good	STANLEY	Dr. Stanly, Clarinda, MD - Dr. Jones - DO Shenandoah
51632		Good	STANLEY	General Stanley MD. Gen Pract. Clarinda
51632	Fair	Good	STANLEY	Gerard Stanley, Clarinda
51632	Very Good	Good	STANLEY	Was Dr. Sapping. Now Dr. Stanley, General. Clarinda.
51601	Fair	Good	THIPPAREDDI	Dr Thippareddi Shenandoah, IA
51601	Very Good	Fair	THIPPAREDDI	Dr. Satya Thippareddi
51601	Good	Good	THIPPAREDDI	Dr. Satya Thippareddi
51601	Good	Good	THIPPAREDDI	Dr. Thippareddi. General. Shenandoah.
51601		Good	THIPPAREDDI	Dr. Tipe and Dr. Weddle
51601	Good	Fair	THIPPAREDDI	Sayta Thipparreddi, Physician Shenandoah

CHNA Primary Research - Page/Fremont Counties N=301				
Zip	Area HC rating	Your HC status	DR Lastname	Primary Physician's name / Specialty / City
51601	Good	Very Good	THIPPAREDDI	Thipparredi and Dr. Babe
51601	Fair	Very Good	THIPPAREDDI	Thippareddi and Isaacson
51601	Fair	Good	THIPPAREDDI	Tipperetti
51638	Very Good	Very Good	THIPPAREDDI	Dr. Thippareddi and Dr. Bowery. Shenandoah, IA
51639		Fair	THIPPAREDDI	Dr. Satya S. thippareddi. Family Medicine. Shanandoah.
51652		Fair	THIPPAREDDI	Dr Thippareddi Shenandoah, IA
51658	Very Good	Fair	THIPPAREDDI	thippareddi, General, Shenandoah.
51640	Good	Good	VASA	Dr. Vasa / Family Dr. / Nebraska City
51632	Very Good	Very Good	WAHL	Tim Wahl, Diabetic, Omaha.
51652	Good	Good	WALTEMATH	Waltamath, Tabor
51601	Very Good	Good	WEDDLE	Dr Weddle, Family Dr. Shenandoah
51601	Good	Good	WEDDLE	Dr. Doug Weddle, MD. Dr. Hagan Orthopedic
51601	Good	Very Good	WEDDLE	Dr. Doug Weddle. Family Practice. Shenandoah
51601	Good	Fair	WEDDLE	Dr. Douglas Weddle, but I hear he's retiring in jan of 2013 and I don't know what I'm going to do them.
51601		Fair	WEDDLE	Dr. Weddle. Shenandoah
51630	Good	Good	WEDDLE	Dr. douglas Weddle. Family Practice. Shenandoah, IA
51639	Good	Fair	WEDDLE	Dr. Weddle. Shenandoah
51632	Good	Good	WOLFE	Dr. Catherine Wolfe, Red Oak, IA
51640	Very Good	Good	WOLTEMATH	Dr Woltemath, Hamburg, IA
51639	Good	Good	WYATT	Dr. Wyatt - Red Oak - OBGYN Steven Weyhrich - Family Med - Methodist Omaha
50864	Fair	Fair	ZZ	Villisca Medical Clinic/Denise Gosset ARNP/Villisca
51601	Good	Good	ZZ	Shenandoah -- whoever is available
51601	Good	Good	ZZ	SMC
51632	Good	Very Good	ZZ	various physicians with Shenandoah Clinic
51638	Good	Very Good	ZZ	Physicians group, council bluffs

CHNA Report
contact :



Vince Vandelaar, MBA
VVV Marketing & Development INC.
***Adjunct Professor / Professional Healthcare
Marketing & Strategic Planning Consulting
Services***

601 N Mahaffie, Olathe, KS 66061
(913) 302-7264 (C)
VVV@VandelaarMarketing.com

LinkedIn: [vandehaar](#)
Website: VandelaarMarketing.com